

**REGULAR MEETING
OF
CACHUMA OPERATION AND MAINTENANCE BOARD
AND
CACHUMA CONSERVATION RELEASE BOARD
at Cachuma Operation and Maintenance Board Office
3301 Laurel Canyon Road
Santa Barbara, CA 93105**

CACHUMA OPERATION AND MAINTENANCE BOARD

**Monday May 21, 2007
Approximate Start Time**

3:00 P.M.

AGENDA

1. COMB CALL TO ORDER, ROLL CALL. (COMB Board of Directors.) *(1 minute)*.
2. [CLOSED SESSION: CONFERENCE WITH LEGAL COUNSEL TO DISCUSS PENDING LITIGATION PURSUANT TO GOVERNMENT CODE SECTION 54956.9 (a). ONE CASE: CRAWFORD-HALL V COMB, SUPERIOR COURT OF CALIFORNIA, COUNTY OF SANTA BARBARA, CASE NO. 1171135. *(15 minutes)*]
3. PUBLIC COMMENT. (Public may address the Board on any subject matter not on the agenda and within the Board's jurisdiction. See "Notice to the Public" below.) *(5 minutes)*
4. CONSENT AGENDA. (For Board Action by Vote on One Motion Unless Member Requests Separate Consideration.) *(2 minutes)*
 - a. Minutes
 - March 26, 2007 and April 23, 2007 Regular Board Meeting,
 - b. Investment of Funds
 - Financial Reports
 - Investment Reports
 - c. Payment of Claims
5. REPORTS FROM THE MANAGER. (For information.) *(5 minutes)*
 - a. Water Storage, Water Production & Use, SWP Accounting
 - b. Operations Report
 - e. 2006 Surcharge Accounting
 - f. Letter from Reclamation in Response to COMB's June 21, 2005 Bradbury Dam SOD funding Issues. *[pending receipt of letter from Gary Egan]*
 - g. **Verbal Report** - Cachuma Reservoir Current Conditions
 - h. Letter from the State Compensation Insurance Fund

6. CAPITAL IMPROVEMENT PROJECTS UPDATE. (For information.) *(5 minutes)*
 - a. **Verbal Report** - Lauro Debris Basin Project
 - b. **Verbal Report** - 2nd Pipeline Project
7. PRESENTATION ON COMB SPECIAL PROJECTS. (For information.) *(15 minutes)*
8. PROPOSITION 50 INTEGRATED REGIONAL WATER MANAGEMENT PLAN AND PROJECTS GRANT APPLICATION. (For information.) *(10 minutes)*
9. PROPOSED FISCAL YEAR 2007-2008 COMB BUDGET (For information.) *(10 minutes)*
10. DIRECTORS' REQUEST FOR AGENDA ITEMS FOR NEXT MEETING. *(5 minutes)*
11. MEETING SCHEDULE.
 - June 25, 2007 following CCRB at 2:15 P.M., COMB Office
 - Availability of Board Packages on CCRB-COMB Website
www.ccrb-comb.org
12. COMB ADJOURNMENT.

NOTICE TO PUBLIC

Public Comment: Any member of the public may address the Board on any subject within the jurisdiction of the Board that is not scheduled for a public hearing before the Board. The total time for this item will be limited by the President of the Board. If you wish to address the Board under this item, please complete and deliver to the Secretary of the Board before the meeting is convened, a "Request to Speak" forms including a description of the subject you wish to address.

Americans with Disabilities Act: In compliance with the Americans with Disabilities Act, if you need special assistance to participate in this meeting, please contact the Cachuma Operation and Maintenance Board office at (805) 687-4011 at least 48 hours prior to the meeting to enable the Board to make reasonable arrangements.

[This Agenda was Posted at 3301 Laurel Canyon Road, Santa Barbara, CA
at Santa Barbara City Hall, Santa Barbara, CA and at Member District Offices and Noticed and Delivered in Accordance with
Section 54954.1 and .2 of the Government Code.]

MINUTES OF A REGULAR MEETING
of the
CACHUMA OPERATION & MAINTENANCE BOARD
held at the
Cachuma Operation & Maintenance Board Office
3301 Laurel Canyon Road, Santa Barbara, CA
Monday, March 26, 2007

1. Call to Order, Roll Call

The meeting was called to order at 3:51 p.m. by President Chuck Evans, who chaired the meeting. Those in attendance were:

Directors present:

Chuck Evans	Goleta Water District
Matt Loudon	SYR Water Conservation Dist., ID#1
Das Williams	City of Santa Barbara
Jan Abel	Montecito Water District
Robert Lieberknecht	Carpinteria Valley Water District

Others present:

Kate Rees	Douglas Morgan
Clup Wullbrandt	Steve Mack
Bill Hair	Gary Kvistad
Charles Hamilton	Janet Gingras
Greg Wilkinson (via phone)	
Michelle Ouellette (via phone)	

2. [Closed Session]: Conference with Legal Counsel to Discuss Pending Litigation pursuant to Government Code Section 54956.9 (a). One Case: Crawford-Hall V COMB, Superior Court of California, County of Santa Barbara, Case No. 1171135.

The Board went into closed session at 3:53 p.m. Closed session ended at 4:12 p.m. There was nothing to report out of closed session.

3. Public Comment

There were no comments from the public.

4. Consent Agenda

a. Minutes:

February 26, 2007 Regular Board Meeting

b. Investment Funds

Financial Report
Investment Report

c. Payment of Claims

Director Williams moved to approve the Consent Agenda, seconded by Director Loudon. Motion carried, 7/0/0.

5. Reports from the Manager

a. Water Storage

The monthly report was included in the Board packet

b. Water Production & Use, SWP Accounting

The two monthly reports were included in the Board packet

c. Operations Report

The February 2007 report on operations from Brett Gray was included in the Board packet.

d. 2006 Surcharge Accounting

Ms Rees reported on the 2006 surcharge account included in the board packet. Due to the low rainfall this year the reservoir has not spilled. The remaining nearly 4,600 acre feet of surcharge balance from 2006 will be used for managing the fisheries in 2007.

e. Cachuma Reservoir Current Conditions

Date 03/26/2007

Lake elevation	742.38
Storage	166,064 acre feet
Rain (for the month to date)	0.06 inches
Rain YTD (for the season to date)	3.47 inches
Fish Release-Hilton Creek	12 acre feet per day
Month to Date Fish Release	288.7 acre feet
Month to Date Spill	0.00 acre feet

f. Update on SWRCB Water Rights Fee Litigation

Ms. Rees highlighted the information included in the board packet concerning the current information she had received regarding the instructions to the State Water Resources Control Board to go back and recalculate the water rights fees.

6. Lauro Dam Safety of Dams Repayment Agreement
a. Status of Member Unit Ratification of Lauro Dam SOD Agreement and Approval of Allocation Agreement

It was reported that all Member Units had approved the Lauro Dam SOD Allocation Agreement. Counsel Hair reminded everyone that they need to send him a signed or certified copy of their resolutions ratifying the Lauro Dam SOD Agreement and approving Allocation Agreement so that he can file a Validation Action in Superior Court. Ms. Rees reported that the cost to date for the Lauro Dam SOD work is \$6,095,165.

7. Reclamation's Comprehensive Facilities Review of Cachuma Project Facilities

Ms. Rees reported on the Comprehensive Facilities Reviews (CFR) that have been conducted to date by the U.S. Bureau of Reclamation. Mechanical engineering and civil engineering reviews of the four dams and balancing reservoirs along the South Coast Conduit (SCC) were conducted during March 2007. Overall, nothing of major concern was noted during the field examinations. The draft report from the CFRs should be distributed for review in about six weeks, after which the final report would be prepared. The CFR for the SCC will be conducted in May.

8. COMB/CCRB Reorganization Process

Director Evans updated the Board on the reorganization process of COMB and CCRB. He reported that he had not been able to meet with the Directors from ID#1 and will do so as soon as schedules can be accommodated. John Jostes has indicated that his allocated budget has been spent. If the Board wishes to continue using his services, Mr. Jostes' budget would need to be augmented.

9. Proposition 50 and Proposition 84 Integrated Regional Water Management Plan Issues

This was thoroughly discussed during the CCRB meeting, item #6, and there was nothing further to add.

10. Directors' Request for Agenda Items for Next Meeting

Director Evans requested that the letter from ID #1 concerning the spill water policy be added to the COMB agenda for the April 23, 2007 meeting for discussion and information only.

11. Meeting Schedule

April 23, 2007 is the next regular COMB Board meeting following the 2:15 P.M. CCRB Board meeting, at the COMB office.

COMB's 50th Anniversary Open House will be held on May 17, 2007 from 2:00 P.M. to 5:00 P.M. at the COMB office.

The Board Packets are availability on the CCRB-COMB Website, www.ccrb-comb.org

12. COMB Adjournment

There being no further business, the meeting was adjourned at 4:45 p.m.

Respectfully submitted,

Kate Rees, Secretary of the Board

APPROVED:

Chuck Evans, President

sec.comb/boardminutes/03.26.07COMB Minutes.doc

Approved _____

Unapproved _____

ITEM # 4a
PAGE 4

**MINUTES OF A REGULAR MEETING
of the
CACHUMA OPERATION & MAINTENANCE BOARD
held at the**

Cachuma Operation & Maintenance Board Office
3301 Laurel Canyon Road, Santa Barbara, CA
Monday, April 23, 2007

1. Call to Order, Roll Call

The meeting was called to order at 4:13 p.m. by President Chuck Evans, who chaired the meeting. Those in attendance were:

Directors present:

Chuck Evans	Goleta Water District
Lee Bettencourt	SYR Water Conservation Dist., ID#1
Iya Falcone	City of Santa Barbara
Jan Abel	Montecito Water District
June Van Wingerden	Carpinteria Valley Water District

Others present:

Kate Rees	Bruce Wales
Chip Wullbrandt	Steve Mack
Bill Hair	Gary Kvistad
Charles Hamilton	Janet Gingras
Kevin Walsh	David McDermott
Bob Roebuck	Chris Dahlstrom
Brett Gray	

President Evans informed the Board that the requested item to discuss Cachuma spill water issues had been withdrawn from the April 23rd agenda.

2. Public Comment

There were no comments from the public.

3. Cousent Agenda

a. Minutes:

March 26, 2007 Regular Board Meeting

b. Investment Funds

Financial Report
Investment Report

c. Payment of Claims

Director Bettencourt moved to approve the Consent Agenda with the exception of the minutes, seconded by Director Falcone. Motion carried, 7/0/0. The minutes of the March 26, 2007 Board meeting are to be added to the agenda for the May 21st regular meeting.

4. Reports from the Manager

a. Water Storage

The monthly report was included in the Board packet

b. Water Production & Use, SWP Accounting

The two monthly reports were included in the board packet

c. Operations Report

The March 2007 report on operations from Brett Gray was included in the board packet.

d. County Park RMP/EIS Report

Ms. Rees reported that the draft RMP/EIS has been under preparation by the Bureau of Reclamation for a couple of years. County Parks has recently submitted a request for a zone change from agricultural to recreational. This would allow the County to use the RMP/EIS for CEQA compliance so that it would be a joint EIS/EIR. It will be approximately 3 to 4 months before a public draft is issued for public review. Reclamation has not entered into contract negotiations with the County for the operations of the park; they have decided to wait until the RMP/ EIS/EIR is completed and their Record of Decision for the EIS is posted in the Federal Register.

e. 2006 Surcharge Accounting

The April Cachuma Reservoir disposition of 2006 surcharge water was included in the board packet.

f. Cachuma Reservoir Current Conditions

Date 04/23/2007

Lake elevation

741.29

Storage	163,103 acre feet
Rain (for the month to date)	0.81 inches
Rain YTD (for the season to date)	4.28 inches
Fish Release-Hilton Creek	13.3 acre feet per day
Month to Date Fish Release	300 acre feet
Month to Date Spill	0.00 acre feet

5. Capital Improvement Projects Update

a. Lauro Debris Basin Project

Brett Gray reported that the red-legged frog surveys had been completed and that there have been no red-legged frogs found in Lauro Reservoir. This will allow the environmental document completed for the Lauro SOD Dams Project to be relied upon for the debris basin project. The permitting process has begun, which will take 3 to 6 months to complete, pushing the project start date to the spring of 2008.

b. 2nd Pipeline Project

Mr. Gray also reported that the 2nd Pipeline Project is in the environmental stage. Field surveys for pipeline alignment have been conducted, collecting and mapping the right-of-ways has been started, and Reclamation along with SAIC have begun the joint EIS/EIR document. A public scoping meeting for the EIS has been scheduled for May 17th at the COMB office, 7:00 to 9:00 P.M. Director Evans inquired about the process for acquiring funding for this project. Ms Rees indicated that discussion regarding funding would need to begin soon. The environmental work and design of the project have progressed far enough for the funding search to begin.

6. 7th Annual Reclamation Cachuma Operations Meeting Held April 10, 2007

Ms. Rees highlighted Reclamation's April 10th meeting at the COMB office. Discussion during the meeting included: Bradbury Dam operations and schedule for construction of the road to the Hilton Creek watering system, the last Bradbury SOD project to be completed; the need for an engineering evaluation to test the capabilities of the outlet works and the condition of the penstock; CCWA operations regarding pumping of state water into Lake Cachuma for those who have ordered state water; confirmation that downstream water rights releases will be called for this year; COMB operation and maintenance activities that have been completed this year, and Biological Opinion requirements relative to monitoring the downstream releases. A new issue was raised with Reclamation concerning prevention of an invasion of Quagga Mussels in Lake Cachuma. Lastly, Reclamation's Cachuma Project Guidelines for Operation was discussed. A remaining item that still needs to be completed is to establish operational protocol for ramping down after a spill event. Reclamation requested any proposed revisions to the guidelines be provided to them.

7. Proposition 50 and Proposition 84 Integrated Regional Water Management Plan Issues

This was thoroughly discussed during the CCRB meeting, item #7, and there was nothing further to add.

8. Cachuma Project Renewal Fund/Trust Fund Meeting and County Water Agency's Public Meeting on Cachuma Project \$100,000 Contribution Held April 13, 2007.

This was thoroughly discussed during the CCRB meeting item #9; there was nothing further to add.

a. Approval of Recommended Use of County Water Agency's Cachuma Project \$100,000 Betterment Fund for FY 2007-08

The use of these funds is brought to the COMB Board because all decisions relating to the expenditure of the funds must be approved by both the County Water Agency and COMB (as the successor agency to the Cachuma Project Authority), acting by unanimous vote.

Director Abel moved to approve the expenditure of the County Water Agency's Cachuma Project \$100,000 Betterment Fund for Fiscal Year 2007-2008 to support the ongoing Lower Santa Ynez River Fisheries Monitoring Program and related activities:

USGS/County Santa Ynez River stream gage data collection program	\$50,000
Lower Santa Ynez River Fish Management Plan and Biological Opinion Implementation activities	\$40,000
Repayment to Santa Barbara County Water Agency for Cachuma Park Boat launch ramp modifications (year 4 of 5)	\$10,000

The motion was seconded by Director Van Wingerden, passed 7/0/0.

9. Measurement of Goals and Objectives for FY 2006-07 and Goals and Objectives for FY 2007-08

There was nothing to highlight beyond what was presented in the board packet for the goals and objectives. Ms. Rees acknowledged Janet Gingras and Brett Gray for their timely completion of the measurement of FY 2006-07 goals and objectives and for assisting in establishing the goals and objectives for FY 2007-08.

10. CCRB-COMB Website Development

This was discussed during the CCRB meeting, item #11; there was nothing further to add.

11. Directors' Request for Agenda Items for Next Meeting

There were no requests from Directors for agenda items for the next meeting.

12. Meeting Schedule

May 21, 2007 is the next regular COMB Board meeting following the 2:15 P.M. CCRB Board meeting, at the COMB office.

COMB's 50th Anniversary Open House will be held on May 17, 2007 from 2:00 P.M. to 5:00 P.M. at the COMB office.

The Board Packets are availability on the CCRB-COMB Website, www.ccrb-comb.org

13. General Manager's Performance Review.

- a. **[CCRB & COMB Joint Closed Session – CCRB Reconvene.] Conference with Boards Regarding General Manager's Performance, Pursuant to Government Code Section 54957.**

The Board went into closed session at 4:43 p.m. Closed session ended at 5:00 p.m. and there was nothing to report out of closed session.

- b. **General Manager's Salary and Benefits Review – CCRB Reconvene**

The open session report was the General Manager was awarded a 5% salary increase for FY 2007-08.

14. CCRB Adjournment

There being no further business, the meeting was adjourned at 5:11 p.m.

15. COMB Adjournment

There being no further business, the meeting was adjourned at 5:11 p.m.

Respectfully submitted,

Kate Rees, Secretary of the Board

APPROVED:

Chuck Evans, President

Approved _____

Unapproved _____ ✓

comb2
Balance Sheet
 As of April 30, 2007

	<u>Apr 30, 07</u>
ASSETS	
Current Assets	
Checking/Savings	
1050 · GENERAL FUND	166,902.60
1100 · REVOLVING FUND	10,263.39
TRUST FUNDS	
1220 · RENEWAL FUND	5,317.55
1210 · WARREN ACT TRUST FUND	56,299.44
Total TRUST FUNDS	<u>61,616.99</u>
Total Checking/Savings	238,782.98
Other Current Assets	
1010 · PETTY CASH	400.00
1200 · LAIF	1,354,743.92
1300 · DUE FROM CCRB	48,343.36
1302 · ASSESSMENTS RECEIVABLE-CARP	72,273.82
1303 · SOD Act Assessments Receivable	49,902.00
1400 · PREPAID INSURANCE	11,696.72
1401 · W/C INSURANCE DEPOSIT	3,906.00
Total Other Current Assets	<u>1,541,265.82</u>
Total Current Assets	1,780,048.80
Fixed Assets	
1500 · VEHICLES	241,943.65
1505 · OFFICE FURN & EQUIPMENT	102,547.22
1510 · TRAILERS	97,803.34
1515 · FIELD EQUIPMENT	305,473.34
1525 · PAVING	22,350.00
1550 · ACCUMULATED DEPRECIATION	-527,362.02
Total Fixed Assets	<u>242,755.53</u>
Other Assets	
1910 · LT SOD Act Assess Receivable	6,423,143.07
Total Other Assets	<u>6,423,143.07</u>
TOTAL ASSETS	<u><u>8,445,947.40</u></u>
LIABILITIES & EQUITY	
Liabilities	
Current Liabilities	
Accounts Payable	
2200 · ACCOUNTS PAYABLE	53,385.53
Total Accounts Payable	53,385.53
Other Current Liabilities	
2550 · VACATION/SICK	61,815.80
2561 · BRADBURY DAM SOD ACT	49,902.00
2562 · SWRCB-WATER RIGHTS FEE	0.76
2590 · DEFERRED REVENUE	61,616.99
Payroll-DepPrm Admin	5.00
Payroll-DepPrm Ops	4.62
Total Other Current Liabilities	<u>173,345.17</u>
Total Current Liabilities	226,730.70
Long Term Liabilities	
2603 · LT SOD Act Liability - Lauro	660,000.00
2600 · Lease Obligation Payable	29,810.84
2601 · Note Payable SBB&T	72,273.82
2602 · SOD Act Liability-Long Term	5,763,143.07
Total Long Term Liabilities	<u>6,525,227.73</u>
Total Liabilities	6,751,958.43

10:26 AM
05/16/07
Accrual Basis

comb2
Balance Sheet
As of April 30, 2007

	<u>Apr 30, 07</u>
Equity	
3000 - Opening Bal Equity	0.95
3901 - Retained Earnings	785,863.52
Net Income	908,124.50
Total Equity	<u>1,693,988.97</u>
TOTAL LIABILITIES & EQUITY	<u><u>8,445,947.40</u></u>

comb2
Profit & Loss Budget vs. Actual
July 2006 through April 2007

	TOTAL			
	Jul '06 - Apr '07	Budget	\$ Over Budget	% of Budget
Income				
3000 REVENUE				
3001 · O&M Budget	2,426,514.00			
3003 · Assessment Revenue-Carp	2,763.58			
3010 · Interest Income	45,094.72			
3020 · Misc Income	0.00			
Total 3000 REVENUE	2,474,372.30			
Total Income	2,474,372.30			
Gross Profit	2,474,372.30			
Expense				
3100 LABOR				
3150 · Health & Workers Comp	106,328.26	141,391.00	-35,062.74	75.2%
3155 · PERS	55,098.96	69,869.00	-14,770.04	78.86%
3160 · Payroll Comp FICA Ops	24,267.67	30,449.70	-6,182.03	79.7%
3165 · Payroll Comp MCARE Ops	5,734.09	7,121.30	-1,387.21	80.52%
3100 LABOR - Other	0.00	456,501.00	-456,501.00	0.0%
Total 3100 LABOR	538,741.55	705,332.00	-166,590.45	76.38%
3200 VEH & EQUIPMENT				
3201 · Vehicle/Equip Mtce	20,683.05	30,000.00	-9,316.95	68.94%
3202 · Fixed Capital	23,684.17	50,000.00	-26,315.83	47.37%
3203 · Equipment Rental	18,342.32	23,000.00	-4,657.68	79.75%
3204 · Miscellaneous	9,408.95	15,000.00	-5,591.05	62.73%
Total 3200 VEH & EQUIPMENT	72,118.49	118,000.00	-45,881.51	61.12%
3300 · CONTRACT LABOR				
3301 · Conduit, Meter, Valve & Misc	3,221.47	10,000.00	-6,778.53	32.22%
3302 · Buildings & Roads	20,306.60	15,000.00	5,306.60	135.38%

comb2
Profit & Loss Budget vs. Actual
July 2006 through April 2007

	TOTAL			
	Jul '06 - Apr 07	Budget	\$ Over Budget	% of Budget
3303 · Reservoirs	35,574.10	50,000.00	-14,425.90	71.15%
3304 · Engineering, Misc Services	11,600.97	20,000.00	-8,399.03	58.01%
Total 3300 · CONTRACT LABOR	70,703.14	95,000.00	-24,296.86	74.42%
3400 · MATERIALS & SUPPLIES				
3401 · Conduit, Meter, Valve & Misc	9,839.26	20,000.00	-10,160.74	49.2%
3402 · Buildings & Roads	14,976.96	20,000.00	-5,023.04	74.89%
3403 · Reservoirs	3,019.78	10,000.00	-6,980.22	30.2%
Total 3400 · MATERIALS & SUPPLIES	27,836.00	50,000.00	-22,164.00	55.67%
3500 · OTHER EXPENSES				
3501 · Utilities	2,900.19	6,300.00	-3,399.81	46.04%
3502 · Uniforms	4,441.04	6,500.00	-2,058.96	68.32%
3503 · Communications	18,725.25	18,190.00	535.25	102.94%
3504 · USA & Other Services	2,138.84	4,000.00	-1,861.16	53.47%
3505 · Miscellaneous	4,378.38	6,000.00	-1,621.62	72.97%
3506 · Training	2,481.12	7,000.00	-4,518.88	35.45%
Total 3500 · OTHER EXPENSES	35,064.82	47,990.00	-12,925.18	73.07%
4999 · GENERAL & ADMINISTRATIVE				
5000 · Director Fees				
5001 · Director Mileage	734.12	856.00	-121.88	85.76%
5000 · Director Fees - Other	8,832.00	9,984.00	-1,152.00	88.46%
Total 5000 · Director Fees	9,566.12	10,840.00	-1,273.88	88.25%
5100 · Legal				
5101-1 · Audit	44,520.28	72,000.00	-27,479.72	61.83%
5150 · Unemployment Tax	9,175.00	20,000.00	-10,825.00	45.88%
5200 · Liability Insurance	0.00	6,500.00	-6,500.00	0.0%
5201 · Health & Workers Comp	37,307.00	38,000.00	-693.00	98.18%
5250 · PERS	46,375.16	47,399.00	-1,023.84	97.84%
5260 · Comp FICA Admin	22,944.42	28,632.00	-5,687.58	80.14%
	8,871.52	12,156.05	-3,284.53	72.98%

ITEM # 46
PAGE 4

comb2
Profit & Loss Budget vs. Actual
July 2006 through April 2007

	Jul '06 - Apr 07	Budget	\$ Over Budget	% of Budget
TOTAL				
5265 · Comp MCARE Admin	2,232.65	2,842.95	-610.30	78.53%
5300 · Manager Salary	33,357.86	42,993.00	-9,635.14	77.59%
5301 · Administrative Manager	62,449.59	77,615.00	-15,165.41	80.46%
5306 · Administrative Assistant	41,548.08	51,441.00	-9,892.92	80.77%
5310 · Postage/Office Exp	4,318.34	9,000.00	-4,681.66	47.98%
5311 · Office Equip/Leases	4,034.27	5,750.00	-1,715.73	70.16%
5312 · Misc Admin Expenses	14,847.81	10,000.00	4,847.81	148.48%
5313 · Communications	8,462.61	5,000.00	3,462.61	169.25%
5314 · Utilities	5,103.43	5,300.00	-196.57	96.29%
5315 · Membership Dues	5,110.85	6,150.00	-1,039.15	83.1%
5316 · Admin Fixed Assets	7,828.55	7,000.00	828.55	111.84%
5320 · Admin Facilitator Consultant	24,870.00	27,700.00	-2,830.00	89.78%
5325 · Emp Training/Subscriptions	1,961.17	4,500.00	-2,538.83	43.58%
5330 · Admin Travel/Conferences	5,106.19	5,000.00	106.19	102.12%
5331 · Public Information	107.07	2,000.00	-1,892.93	5.35%
5332 · Transportation	144.06	1,200.00	-1,055.94	12.01%
Total 4999 · GENERAL & ADMINISTRATIVE	400,242.03	499,019.00	-98,776.97	80.21%
5510 · Integrated Reg. Water Mgt Plan	5,123.34	10,000.00	-4,876.66	51.23%
6000 · SPECIAL PROJECTS				
6062 · SCADA	27,844.84	60,000.00	-32,155.16	46.41%
6090-1 · COMB Bldg/Grounds Repair	42,789.37	50,000.00	-7,210.63	85.58%
6092 · SCC Improv Plan & Design	78,045.14	300,000.00	-221,954.86	26.02%
6095 · SCC Valve & Cntrl Sta Rehab	56,343.73	600,000.00	-543,656.27	9.39%
6095-1 · Lauro Debris Basin Rehab	7,206.27	563,303.00	-556,096.73	1.28%
6095-2 · Lauro Debris Basin CR	0.00	-563,303.00	563,303.00	0.0%
6096 · SCC Structure Rehabilitation	65,485.70	400,000.00	-334,514.30	16.37%
6097 · GIS and Mapping	35,939.53	100,000.00	-64,060.47	35.94%
Total 6000 · SPECIAL PROJECTS	313,654.58	1,510,000.00	-1,196,345.42	20.77%
6400 · STORM DAMAGE				
6401 · Storm Damage 2005	6,856.00	100,000.00	-93,144.00	6.86%
Total 6400 · STORM DAMAGE	6,856.00	100,000.00	-93,144.00	6.86%

comb2
Profit & Loss Budget vs. Actual
 July 2006 through April 2007

	TOTAL		
	Jul '06 - Apr 07	Budget	% of Budget
7000 · LEGAL & LITIGATION			
7002 · Spec Counsel-FMP-BO EIS/R	93,282.94	100,000.00	93.28%
Total 7000 · LEGAL & LITIGATION	93,282.94	100,000.00	93.28%
7006 · INTEREST EXPENSE	2,625.79		
PAYROLL			
Gross	-0.35		
Gross-CCRB	-0.03		
Total PAYROLL	-0.38		
Total Expense	1,566,247.80	3,235,341.00	48.41%
Net Income	908,124.50	-3,235,341.00	-28.07%

OFFICE OF THE TREASURER
SACRAMENTO

Local Agency Investment Fund
PO Box 942809
Sacramento, CA 94209-0001
(916) 653-3001
www.treasurer.ca.gov/pmia-laif

RECEIVED



MAY 12 2007

CACHUMA O&M BOARD

April, 2007 Statement

CACHUMA OPERATION AND MAINTENANCE BOARD

Account Number : 70-42-001

Attn: GENERAL MANAGER
3301 LAUREL CANYON ROAD
SANTA BARBARA CA 93105-2017

Transactions

Effective Date	Transaction Date	Tran Type	Confirm Number	Authorized Caller	Amount
04-02-2007	04-02-2007	RW	1115270	KATHLEEN REES	- 1,053,000.00
04-13-2007	04-13-2007	QRD	1117063	SYSTEM	14,154.37
04-20-2007	04-19-2007	RW	1119764	KATHLEEN REES	- 22,000.00
04-30-2007	04-30-2007	RW	1120953	KATHLEEN REES	- 110,000.00

Account Summary

Total Deposit :	14,154.37	Beginning Balance :	2,525,589.55
Total Withdrawal :	- 1,185,000.00	Ending Balance :	1,354,743.92

MEMO TO: Board of Directors
Cachuma Operation & Maintenance Board

FROM: Kathleen Rees, Secretary

SUBJECT: COMB INVESTMENT POLICY

The above statement of investment activity for the month of April, 2007, complies with legal requirements for investment policy of government agencies, AB 1073. I hereby certify that it constitutes a complete and accurate summary of all LAIF investments of this agency for the period indicated.

Kathleen P. Rees
Secretary

ITEM # 46
PAGE 7

P.O. BOX 1098
NORTHRIDGE, CA 91328-1098

RECEIVED

MAY 07 2007

CACHUMA OPERATION AND MAINTENANCE BOARD

This Statement Covers

From: 04/01/07
Through: 04/30/07

Need assistance?

To reach us anytime,
call 1-800-788-7000
or visit us at wamu.com

CACHUMA OPERATION AND MAINTENANCE BOARD
3301 LAUREL CANYON RD
SANTA BARBARA CA 93105-2017

158269



Debit MasterCard customers: The Guide to Benefits is online at wamu.com/debit or call 1-800-MC-ASSIST for a copy.

Your Guaranteed Great Rate Money Market Detail Information

CACHUMA OPERATION AND MAINTENANCE BOARD

Account Number: 871-849343-4
Washington Mutual Bank, FA

Get a great certificate of deposit rate, without ever going to the bank! Visit <http://www.wamu.com/onlinecd> to open your Online CD today. Deposits at Washington Mutual are FDIC insured.

Your Account at a Glance

Beginning Balance	\$5,312.79	Interest Earned	\$4.76
Checks Paid	\$0.00	Annual Percentage Yield Earned	1.10%
Other Withdrawals	\$0.00	YTD Interest Paid	\$19.25
Deposits	+\$4.76	YTD Interest Withheld	\$0.00
Ending Balance	\$5,317.55		

Date	Description	Withdrawals (-)	Deposits (+)
04/30	Interest Payment		\$4.76 ✓

MEMO TO: Board of Directors
Cachuma Operation & Maintenance Board

FROM: Kathleen Rees, Secretary

SUBJECT: COMB INVESTMENT POLICY

The above statement of investment activity for the month of April, 2007, complies with legal requirements for investment policy of government agencies, AB 1073. I hereby certify that it constitutes a complete and accurate summary of all Washington Mutual Bank investments of this agency for the period indicated.

Kathleen A Rees
Secretary

ITEM # 46

PAGE 8

P.O. BOX 1098
NORTHRIDGE, CA 91328-1098

RECEIVED

MAY 07 2007

CACHUMA OPERATION AND MAINTENANCE BOARD

This Statement Covers
From: 04/01/07
Through: 04/30/07

CACHUMA OPERATION AND MAINTENANCE BOARD
TRUST FUND
3301 LAUREL CANYON RD
SANTA BARBARA CA 93105-2017

158270

Need assistance?
To reach us anytime,
call 1-800-788-7000
or visit us at wamu.com



Debit MasterCard customers: The Guide to Benefits is online at wamu.com/debit or call 1-800-MC-ASSIST for a copy.

Your Guaranteed Great Rate Money Market Detail Information

CACHUMA OPERATION AND MAINTENANCE BOARD Account Number: 871-849358-3
TRUST FUND Washington Mutual Bank, FA

Get a great certificate of deposit rate, without ever going to the bank! Visit <http://www.wamu.com/onlinecd> to open your Online CD today. Deposits at Washington Mutual are FDIC insured.

Your Account at a Glance

Beginning Balance	\$38,219.37	Interest Earned	\$63.07
Checks Paid	\$0.00	Annual Percentage Yield Earned	1.70%
Other Withdrawals	\$0.00	YTD Interest Paid	\$241.36
Deposits	+\$18,080.07	YTD Interest Withheld	\$0.00
Ending Balance	\$56,299.44		

Date	Description	Withdrawals (-)	Deposits (+)
04/18	Customer Deposit		\$18,017.00
04/30	Interest Payment		\$63.07

MEMO TO: Board of Directors
Cachuma Operation & Maintenance Board

FROM: Kathleen Rees, Secretary

SUBJECT: COMB INVESTMENT POLICY

The above statement of investment activity for the month of April, 2007, complies with legal requirements for investment policy of government agencies, AB 1073. I hereby certify that it constitutes a complete and accurate summary of all Washington Mutual Bank investments of this agency for the period indicated.

Kathleen A Rees
Secretary

ITEM # 46
PAGE 9

7:47 AM
05/16/07
Accrual Basis

comb2
Payment of Claims
As of April 30, 2007

Date	Num	Name	Memo	Split	Amount
1050 · GENERAL FUND					
4/3/2007	15954	Bureau of Reclamation	2nd Period Entitlement 4/2/07-9/3...	2200 · ACC...	-1,794,496.04
4/3/2007	15955	COMB-Petty Cash	Replenish petty cash	2200 · ACC...	-73.00
4/3/2007	15956	COMB - Revolving Fund	Apr 6 & 20, 2007 payrolls/taxes	2200 · ACC...	-105,446.00
4/6/2007	15957	Cox Communications	Business Internet 3/18-4/17/07	2200 · ACC...	-199.00
4/10/2007	15958	Acorn Landscape Manage...	Monthly mtce	2200 · ACC...	-246.65
4/10/2007	15959	ACWA Services Corporati...	Apr EAP	2200 · ACC...	-47.46
4/10/2007	15960	All Around Landscape Sup...		2200 · ACC...	-695.52
4/10/2007	15961	AT&T	Mar 27, 2006 statement	2200 · ACC...	-219.92
4/10/2007	15962	Bedrock Building Supplies		2200 · ACC...	-293.62
4/10/2007	15963	Best, Best & Krieger, LLP	Crawford-Hall CEQA Mar services	2200 · ACC...	-9,369.88
4/10/2007	15964	Big Brand Tire Company	New tires/wheel alignment/balance	2200 · ACC...	-293.22
4/10/2007	15965	Boyle Engineering Corp.		2200 · ACC...	-19,929.79
4/10/2007	15966	Butera's	Adapter	2200 · ACC...	-14.86
4/10/2007	15967	C. Charles Evans	2/26, 3/26 Reg mtg-2/28 CIP mtg	2200 · ACC...	-398.55
4/10/2007	15968	CA Dept. of Forestry & Fir...	CDF work	2200 · ACC...	-1,400.00
4/10/2007	15969	CDW Government, Inc.		2200 · ACC...	-548.35
4/10/2007	15970	Cedant Web Hosting		2200 · ACC...	-19.94
4/10/2007	15971	Challenge Asphalt	Lauro paving	2200 · ACC...	-4,500.00
4/10/2007	15972	Channel City Lumber		2200 · ACC...	-93.32
4/10/2007	15973	CIO Solutions, Inc.		2200 · ACC...	-2,980.69
4/10/2007	15974	City of Santa Barbara-Cen...	Knee boots/insoles/rain jackets/gl...	2200 · ACC...	-268.73
4/10/2007	15975	City of SB-Refuse		2200 · ACC...	-155.74
4/10/2007	15976	Coastal Copy	Monthly mtce KM5035 2/4-3/3/07	2200 · ACC...	-19.40
4/10/2007	15977	County of Santa--Barbara		2200 · ACC...	-73.08
4/10/2007	15978	Culligan Water	RO system Apr	2200 · ACC...	-20.95
4/10/2007	15979	Das Williams	2/26, 3/26 Reg mtg	2200 · ACC...	-264.04
4/10/2007	15980	Draganchuk Alarm Systems	Alarm/lease-monitoring Apr-Jun 2...	2200 · ACC...	-82.50
4/10/2007	15981	ECHO Communications	Answering service	2200 · ACC...	-60.00
4/10/2007	15982	GE Capital	Copier lease Billing ID#90133603...	2200 · ACC...	-427.77
4/10/2007	15983	H&H Roofing, Inc.		2200 · ACC...	-8,942.31
4/10/2007	15984	Home Depot Credit Services		2200 · ACC...	-151.36
4/10/2007	15985	Interactive Planning and M...	Facilitator services 1/1-3/20/07	2200 · ACC...	-326.25
4/10/2007	15986	J&C Services	3/16,23 office cleaning	2200 · ACC...	-250.00
4/10/2007	15987	Jan Abel	2/26, 3/26 Reg mtg, 2/28 CIP mtg	2200 · ACC...	-413.10
4/10/2007	15988	MarBorg Industries		2200 · ACC...	-290.66
4/10/2007	15989	Matt Loudon	2/26, 3/26 Reg mtg	2200 · ACC...	-311.01
4/10/2007	15990	McMaster-Carr Supply Co.	Fire hose PO#8720	2200 · ACC...	-676.88
4/10/2007	15991	Mid-State Concrete		2200 · ACC...	-1,025.78
4/10/2007	15992	Milpas Rental		2200 · ACC...	-1,164.99
4/10/2007	15993	Nextel Communications	Cellular 2/19-3/18/07 & equip. pur...	2200 · ACC...	-546.05
4/10/2007	15994	Nordman, Cormany, Hair ...	Gen Counsel Mar services	2200 · ACC...	-2,120.00
4/10/2007	15995	Orchard Supply Hardware		2200 · ACC...	-385.26
4/10/2007	15996	Paychex, Inc.	3/9,23/07 payrolls/taxes	2200 · ACC...	-225.79
4/10/2007	15997	PG&E		2200 · ACC...	-168.09
4/10/2007	15998	Pitney Bowes Global Fina...	Postage meter lease 4/10-7/10/07	2200 · ACC...	-442.86
4/10/2007	15999	Praxair Distribution	Cylinder rental	2200 · ACC...	-64.20
4/10/2007	16000	Quinn Company		2200 · ACC...	-1,570.34
4/10/2007	16001	Republic Elevator	Scheduled mtce	2200 · ACC...	-220.69
4/10/2007	16002	Robert Lieberknecht	2/26, 3/26 Reg mtg	2200 · ACC...	-283.44
4/10/2007	16003	Santa Barbara Computer ...	Pick-up 9 computer items	2200 · ACC...	-45.00
4/10/2007	16004	Science Applications Inter...		2200 · ACC...	-4,021.25
4/10/2007	16005	Sound Billing LLC	CCRB-Oil change/service-Colorado	2200 · ACC...	-80.92
4/10/2007	16006	Southern California Edison	Main ofc/outlying stations	2200 · ACC...	-943.10
4/10/2007	16007	Staples Credit Plan	Ofc supplies	2200 · ACC...	-219.06
4/10/2007	16008	State Compensation Insur...	Payroll report-Mar 2007	2200 · ACC...	-3,289.40
4/10/2007	16009	The Gas Company	Gas-main office	2200 · ACC...	-47.98
4/10/2007	16010	The Wharf		2200 · ACC...	-824.60
4/10/2007	16011	Trench Plate Rental Co.	Shoring equipment PO#8718	2200 · ACC...	-976.75
4/10/2007	16012	Underground Service Alert	77 new tickets	2200 · ACC...	-123.20
4/10/2007	16013	Verizon Wireless	Cellular	2200 · ACC...	-178.53
4/10/2007	16014	Western Farm Service, Inc.	Supplies for spray outside of reser...	2200 · ACC...	-86.95

8:23 AM
05/16/07
Accrual Basis

comb2
Payment of Claims
As of April 30, 2007

Date	Num	Name	Memo	Split	Amount
4/10/2007	16015	YSI Incorporated	Water quality repair PO#5029	2200 · ACC...	-1,026.45
4/10/2007	16016	ACWA Services Corp. (AS...	Cov period 5/1-6/1/07	2200 · ACC...	-9,821.49
4/10/2007	16017	Caterpillar Financial Servi...	Backhoe lease Contract #001-025...	2200 · ACC...	-1,294.06
4/10/2007	16018	Fleet Fueling	Fuel/fuel cards	2200 · ACC...	-2,709.61
4/10/2007	16019	Southern California Edison	Glen Anne gate	2200 · ACC...	-16.53
4/10/2007	16020	Verizon California		2200 · ACC...	-362.42
4/16/2007	16021	Squidly's Car Wash	Vehicle wash/mtce	2200 · ACC...	-85.00
4/16/2007	16022	J&C Services	3/30,4/9 office cleaning	2200 · ACC...	-250.00
4/16/2007	16023	Laser Cartridge Co.	Recharge 8150 printer cartridge	2200 · ACC...	-140.06
4/16/2007	16024	Prudential Overall Supply		2200 · ACC...	-398.15
4/16/2007	16027	Special Dist & Local Gove...	Registration-Special District Admi...	2200 · ACC...	-570.00
4/16/2007	16028	Verizon California	SCADA	2200 · ACC...	-514.25
4/20/2007	16029	Mel Clayton Ford	2007 Ford F-350	2200 · ACC...	-21,193.35
4/23/2007	16030	Cox Communications	Business Internet 4/18-5/17/07	2200 · ACC...	-199.00
4/23/2007	16031	The Gas Company	Gas-main office	2200 · ACC...	-42.93
4/23/2007	16032	Federal Express	CCRB Mailings	2200 · ACC...	-65.11
4/30/2007	16033	Acom Landscape Manage...	Laurel Canyon facility enhancement	2200 · ACC...	-3,574.50
Total 1050 · GENERAL FUND					<u>-2,015,316.73</u>
TOTAL					<u><u>-2,015,316.73</u></u>

CACHUMA OPERATION AND MAINTENANCE BOARD
WATER STORAGE REPORT

MONTH: **APRIL 2007**

GLEN ANNIE RESERVOIR

Capacity at 385' elevation:	518 Acre Feet
Capacity at sill of intake at 334' elevation:	21 Acre Feet
Stage of Reservoir Elevation	346.00 Feet
Water in Storage	80.95 Acre Feet

LAURO RESERVOIR

Capacity at 549' elevation:	600 Acre Feet
Capacity at sill of intake at 512' elevation:	84.39 Acre Feet
Stage of Reservoir Elevation	546.80 Feet
Water in Storage	545.79 Acre Feet

ORTEGA RESERVOIR

Capacity at 460' elevation:	65 Acre Feet
Capacity at outlet at elevation 440':	0 Acre Feet
Stage of Reservoir Elevation	449.00 Feet
Water in Storage	25.98 Acre Feet

CARPINTERIA RESERVOIR

Capacity at 384' elevation:	45 Acre Feet
Capacity at outlet elevation 362':	0 Acre Feet
Stage of Reservoir Elevation	376.10 Feet
Water in Storage	27.72 Acre Feet

TOTAL STORAGE IN RESERVOIRS

Change in Storage	45.13 Acre Feet
-------------------	-----------------

CACHUMA RESERVOIR

Capacity at 750' elevation:	188,030 Acre Feet
Capacity at sill of tunnel 660' elevation:	26,109 Acre Feet

Stage of Reservoir Elevation	741.05 Feet
------------------------------	-------------

Water in Storage	162,453 AF
------------------	------------

Area	2,706
------	-------

Evaporation	1,162.9 AF
-------------	------------

Inflow	418.8 AF
--------	----------

Downstream Release WR8918	0 AF
---------------------------	------

Fish Release	393.2 AF
--------------	----------

Spill/Seismic Release	0 AF
------------------------------	------

State Project Water	0 AF
---------------------	------

Change in Storage	-3,009 AF
-------------------	-----------

Tecolote Diversion	2,712.0 AF
--------------------	------------

Rainfall:	Month:	0.81	Season:	7.24	Percent of Normal	106%	<u>5a</u>
------------------	---------------	------	----------------	------	--------------------------	------	-----------

06-07 ENTITLEMENT

**CACHUMA OPERATION AND MAINTENANCE BOARD
WATER PRODUCTION AND WATER USE REPORT
FOR THE MONTH OF APRIL 2007 AND THE WATER YEAR TO DATE**

(All in rounded Acre Feet)

	MONTH					YTD
	TOTAL					TOTAL
WATER PRODUCTION:						
Cachuma Lake (Tec. Diversion)	2,712					15,602
Tecolote Tunnel Infiltration	162					1,041
Glen Anne Reservoir	0					0
Cachuma Lake (County Park)	8					31
State Water Diversion Credit	418					1,036
Gibraltar Diversion Credit	0					0
Bishop Ranch Diversion	0					100
Meter Reads	2,268					14,575
So. Coast Storage gain/(loss)	45					(18)
Total Production	2,882					16,673
Total Deliveries	2,732					15,694
Unaccounted-for	151					979
% Unaccounted-for	5.22%					5.87%
	GWD	SB CITY	MWD	CVWD	SYRWCD	TOTAL
WATER USE:					LD. #1	
M&I	884	888	0	122	8	1,903
Agricultural	254	0	0	111	0	365
TOTAL FOR MONTH	1,138	888	0	233	8	2,268
Same Mo/prev. yr	842	444	126	92	3	1,507
M&I Yr to date	5,730	4,617	1,224	732	30	12,334
Ag. Yr to date	1,409	0	161	665	0	2,235
TOTAL YTD	7,139	4,617	1,385	1,397	30	14,569
USAGE % YTD	50.3%	31.3%	39.7%	30.3%	1.4%	37.2%
Previous Year/YTD	5,698	3,199	1,476	1,267	36	11,676
Evaporation	0	25	0	5	0	31
Evaporation, YTD	58	162	6	38	0	265
Entitlement	9,322	8,277	2,651	2,813	2,651	25,714
Carryover	4,884	6,790	715	1,836	0	14,225
Carryover Balances Spilled YTD	0	0	0	0	0	0
Surplus^	0	0	0	0	0	0
State Water Exchange^	202	135	135	90	(562)	0
Transfers*/Adjustment***	(90)	90	0	0	0	0
Passthrough H2O**	0	(42)	0	0	0	(42)
TOTAL AVAILABLE	14,317	15,250	3,501	4,739	2,089	39,897
REMAINING BALANCE	7,120	10,470	2,110	3,304	2,059	25,063

* GWD transferred 90.18 AF to City of Santa Barbara for LCMWC agreement.
 ** City relinquished 6 AF per "Passthrough" agrmt for April 2007 (No Passthrough during spill conditions).
 State Water Deliveries for March to Lake Cachuma were MWD 352 AF; CVWD 0 AF
 GWD 0 AF (Morehart 0 AF); City of S.B. 0 AF; and LaCumbre 67 AF; (Ratheon 0 AF).
 ^ Per SWP Exchange Agrmt GWD received 66 AF; MWD received 44;
 City of SB received 44 AF; and CVWD received 30 AF from ID#1 in April 2007.

PERCENT OF WATER YEAR ELAPSED:

58.3%

COMB STATE WATER PROJECT ACCOUNTING - SOUTH COAST ONLY (Does not include SYRWCD, ID#1 or exchange water)

MONTH	DELVRD TO LAKE	CVWD		MWD		Transf		Delvd to SC		S.B.		GWD		LCMWC		RSYS		MLC		
		to Lake	to SC	to Lake	to SC	from CV	from SC	to Lake	to SC	to Lake	to SC	to Lake	to SC	to Lake	to SC	to Lake	to SC	to Lake	to SC	
2006																				
Bal. Frwd	0	0	0	0	0	0	0	0	0	0	0	0	0	0	0	0	0	0	0	0
January	111	0	0	0	0	0	0	0	0	0	0	0	0	0	0	0	0	0	0	0
February	0	0	0	0	0	0	0	0	0	0	0	0	0	0	0	0	0	0	0	0
March	0	0	0	0	0	0	0	0	0	0	0	0	0	0	0	0	0	0	0	0
April	0	0	0	0	0	0	0	0	0	0	0	0	0	0	0	0	0	0	0	0
May	60	0	0	0	0	0	0	0	0	0	0	0	0	0	0	0	0	0	0	0
June	121	0	0	0	0	0	0	0	0	0	0	0	0	0	0	0	0	0	0	0
July	111	0	0	0	0	0	0	0	0	0	0	0	0	0	0	0	0	0	0	0
August	150	0	0	0	0	0	0	0	0	0	0	0	0	0	0	0	0	0	0	0
September	100	0	0	0	0	0	0	0	0	0	0	0	0	0	0	0	0	0	0	0
October	106	0	0	0	0	0	0	0	0	0	0	0	0	0	0	0	0	0	0	0
November	0	0	0	0	0	0	0	0	0	0	0	0	0	0	0	0	0	0	0	0
December	0	0	0	0	0	0	0	0	0	0	0	0	0	0	0	0	0	0	0	0
Total	759	0	0	0	0	0	0	0	0	0	0	0	0	0	704	0	799	55	0	55

COMB STATE WATER PROJECT ACCOUNTING - SOUTH COAST ONLY (Does not include SYRWCD, ID#1 or exchange water)

MONTH	DELVRD TO LAKE	CVWD		MWD		Transf		Delvd to SC		S.B.		GWD		LCMWC		RSYS		MLC		
		to Lake	to SC	to Lake	to SC	from CV	from SC	to Lake	to SC	to Lake	to SC	to Lake	to SC	to Lake	to SC	to Lake	to SC	to Lake	to SC	
2007																				
Bal. Frwd	0	0	0	0	0	0	0	0	0	0	0	0	0	0	0	0	0	0	0	0
January	7	0	0	0	0	0	0	0	0	0	0	0	0	0	0	0	0	0	0	0
February	412	0	0	0	0	0	0	0	0	0	0	0	0	0	0	0	0	0	0	0
March	419	0	0	369	62.27	0	306.7	0	43	0	0	0	0	0	0	0	0	0	0	0
April	0	0	0	352	0.6	0	351.4	0	67	0	0	0	0	0	0	0	0	0	0	0
May	0	0	0	0	0	0	0	0	0	0	0	0	0	0	0	0	0	0	0	0
June	0	0	0	0	0	0	0	0	0	0	0	0	0	0	0	0	0	0	0	0
July	0	0	0	0	0	0	0	0	0	0	0	0	0	0	0	0	0	0	0	0
August	0	0	0	0	0	0	0	0	0	0	0	0	0	0	0	0	0	0	0	0
September	0	0	0	0	0	0	0	0	0	0	0	0	0	0	0	0	0	0	0	0
October	0	0	0	0	0	0	0	0	0	0	0	0	0	0	0	0	0	0	0	0
November	0	0	0	0	0	0	0	0	0	0	0	0	0	0	0	0	0	0	0	0
December	0	0	0	0	0	0	0	0	0	0	0	0	0	0	0	0	0	0	0	0
Total	838	0	0	721	62.87	0	656.1	0	117	0	0	0	0	0	117	0	0	0	0	0

Operations Report – April 2007

Cachuma Project water usage for the month of April 2007 was 2,268 acre-feet, compared with 1,507 acre-feet for the same period in 2006. Cachuma Project water use for the 12 months ending 30 April 2007 was 26,743 acre-feet, compared with 26,511 acre-feet for the 12 months ending 30 April 2006.

The average flow from Lake Cachuma into the Tecolote Tunnel was 90 acre-feet per day. Lake elevation was 742.16 feet at the beginning of the month and 741.05 feet at the end. Recorded rainfall at Bradbury Dam was 0.81 inches for the month and 7.24 inches for the rainfall season, which commenced on July 1, 2006.

Santa Barbara wheeled 123 acre-feet of Gibraltar water through Lauro Reservoir during the month. 419 acre-feet of State Water Project water was wheeled through Cachuma Project facilities and delivered to South Coast Member Units during the month.

Preparatory work for the USBR Review of Operations and Maintenance (ROAM) of the SCC and appurtenances began this month. This included review and comments on Job Hazard Analysis (JHA) for the facilities to be reviewed. Confined Space Rescue procedures were reviewed and SECORP was contracted to provide Confined Space Rescue services for the inspection of the Sheffield Tunnel. This is the first time these type of services have been contracted and we will evaluate the feasibility of having outside contractors provide these services. The ROAM inspection is schedule for the week of May 14th.

Ortega Reservoir Cover work was completed within the reservoir allowing Ortega to be cleaned, disinfected, filled and brought back online. Staff cleaned the reservoir and Montecito Staff disinfected the site. Ortega Reservoir filling started on April 12th and was returned to service on April 16th. Ortega Control Station drawings were updated with all the new piping details.

Work continued on the 2nd Pipeline Project with SAIC biologist and staff starting the field data collection process. Most of the field data was collected using the COMB GPS with the assistance of COMB staff. This work will continue over the next few months. The first public meeting for the NOI/NOP for the 2nd Pipeline Project is scheduled on May 17 at the COMB offices.


Miscellaneous work completed this month includes:

- Work continued on the COMB GIS system:
 - Research of Cal-Trans ROW for integration with system.
 - ESRI Training Seminar.
 - Collect and input of facilities data and points continued.
 - Correction of SCC alignment with collected data.
 - Integrate current filing system with GIS.
 - Create user friendly interface for GIS System.
- Work continued on the new flow-meter in the Carpinteria area of the SCC.
- Weed abatement continued this month with the spraying and mowing of weeds in the Glen Anne area.
- Valve exercising at Lauro, Ortega, Sheffield, and Carpinteria Control Stations.

- Purchase new operations truck and research bed and hoist options

Routine operation and maintenance activities conducted during the month included:

- Sample water at North Portal Intake Tower
- Complete Maintenance Management Program work orders
- Read anode rectifiers and monitor cathodic protection systems
- Monitor conduit right-of-way and respond to Dig Alert reports
- Read piezometers and underdrains at Glen Anne, Lauro and Ortega Dams
- Read meters, conduct monthly dam inspections, and flush venture meters



Brett Gray
Operations Supervisor

CACHUMA RESERVOIR

DISPOSITION OF 2006 SURCHARGE WATER "FISH ACCOUNT" (UNOFFICIAL)

DATE	DESCRIPTION	AMOUNT (acre feet)	SURCHARGE BALANCE (acre feet)
5/31/2006	End of Spill Surcharge	9,200	9,200
6/30/2006	June Fish Release	605	8,595
7/31/2006	July " "	620	7,975
8/31/2006	August " "	613	7,362
9/30/2006	September " "	596	6,766
10/31/2006	October " "	409	6,357
11/30/2006	November " "	354	6,003
12/31/2006	December " "	360	5,643
1/31/2007	January " "	352	5,291
2/28/2007	February " "	328	4,963
3/31/2007	March " "	373	4,590
4/30/2007	April " "	393	4,197
5/31/2007	May	426 projected	4,164 projected
	TOTAL		9,200

kr\comb\cachuma 2006 surcharge account 053107

STATE
COMPENSATION
INSURANCE
FUND

IN REPLY REFER TO:

4/20/2007

266 #64

Brett Gray
Cachuma Operations and Maintenance Board
3310 Laurel Canyon Rd.
SANTA BARBARA CA 93105

Dear Brett


Thanks to you and Janet, for taking the time to talk to me regarding your safety program. Since our last meeting you have incepted periodic documented inspections of facilities using members of your safety committee, two of whom have attended OSHA training seminars. The work product of the staff who inspected the GATO & Outlet Works, is outstanding. In addition, you have made improvement in the implementation or your Blood Borne Pathogen Exposure Control Program and obtained permits for your compressor tanks. Excellent!

Your written programs and implementation either conform to or exceed the requirements of the Cal Osha Safety Orders. Resultantly your company was rated as exceptional or above average on all five evaluation criteria. Additionally, reserved or paid claims losses for the last six years amount to a loss ratio of less than 5%.

At our meeting you asked questions regarding confined space rescue, and the utility and costs of portable defibrillators. I will address these issues in a subsequent letter. I will also provide resources for possible improvement in your inspection checklists. As I see it, the hardest thing is to know enough about the safety orders to construct a site specific checklist.

In the meantime, if you have questions or need help, feel free to call me at 988-5245.

Respectfully,



John Leonard, C.S.P.
Loss Control Consultant

RECEIVED

APR 20 2007

CACHUMA O&M BOARD

cc Janet Gingras, Cachuma Operations and Maintenance Board 3310 Laurel Canyon Rd.
SANTA BARBARA CA 93105

The Above evaluations and recommendations are based upon current occupational safety and health standards and requirements, current reference sources, and accepted industrial safety and health principles and practices. They reflect the operating and working conditions noted on the day of the survey and relate only to those conditions specifically discussed here. We do not make any warranty, expressed or implied that your workplace is safe and healthful or that it complies with all laws, regulations, codes or standards.

Agenda
Santa Barbara Countywide
Integrated Regional Water Management Plan
Cooperating Partners Meeting
April 24, 2007
1:00 pm – 4 pm

Location: Central Coast Water Authority, 255 Industrial Way in Buellton.

Directions: Exit Hwy 246 off Highway 101; head west on Highway 246;

Make a left on Industrial Way

Conference call phone: 1-877-873-8016 and participant code 861785

- 1:00** Welcome and Introductions
- 1:15** Public Comments for Items not on the Agenda
- 1:20** Approval of Minutes from 4/12/07 Partners Meeting
- 1:30** Executive Summary:
- a) Draft to be handed-out
 - b) Discuss schedule for commenting
- 2:00** State's Draft Guidelines for Prop 50 grant applications:
- a) Need to provide input
 - b) Identify key comments
- 2:45** Grant Application Process and Issues (i.e., "Governance")
- a) Scope of a new MOU:
 - i) For Prop 50 grant application
 - ii) For grant implementation
 - b) Kinds of tasks
 - i) Lead agency: SBCWA? Or other?
 - ii) Schedule: per State guidelines
 - iii) MOU Principles; and elements
 - iv) Principles for decision process:
 - v) Project Selection and ranking criteria
 - vi) Involving the public and interest groups
- 3:30** Next Steps for Grant Application
- a) Schedule another meeting if necessary
- 4:00** Adjourn

Draft Meeting Minutes
Santa Barbara Countywide
Integrated Regional Water Management Plan
Cooperating Partners Meeting

April 24, 2007
1 PM – 4 PM

Meeting Location:
Central Coast Water Authority, 255 Industrial Way, Buellton

Attendees

Cooperating Partners

Robert Almy, Santa Barbara County Water Agency; Jeff Dameron, La Cumbre Mutual Water Company; Len Fleckenstein, SB County Water Agency; Gary McFarland, GWD; Autumn Malanca, City of Santa Barbara Creeks Division; Chris Dahlstrom, SYRWCD, ID #1; Kate Rees, CCRB and COMB; Susan Segovia, City of Lompoc; Bruce Wales, Santa Ynez RWCD; Joe Barget, Vandenberg Village CSD; Bill Brennan, CCWA; Teresa Reyburn, City of Santa Maria; Tully Clifford, City of Solvang; Kevin Walsh, Goleta Water District; Kathleen Werner, Goleta Sanitary District; Marty Wilder, Laguna Sanitation District

On the Conference Call

Robert Almy, Santa Barbara County Water Agency; Craig Murray, Carpinteria Sanitary District, Lars Nilson, City of Carpinteria; Bill Ferguson, City of Santa Barbara Water Resources Division;

Others Present

Shruti Chandra, Santa Barbara County Water Agency/Dudek

Proceedings

The meeting was called to order at 1:10 by Len Fleckenstein

There were no public comments for items not on the agenda.

The minutes of the April 12, 2007 Cooperating Partners meeting were approved unanimously as written.

Discussion regarding an Executive Summary

This issue of an executive summary was raised at the last meeting on 4/12 and the Partners asked the Water Agency staff to prepare one. Len sent a draft to the Partners last Friday, although he noted that it is longer than what was anticipated. Discussion focused on the need to shorten the summary so it can be included at the beginning of

ITEM # 8
PAGE 2

the IRWMP. Partners agreed the summary should contain highlights from the Plan, and not be shortened so much that it becomes too much like a table of contents for the Plan. All agreed that the summary should not include any table or project-specific information.

Bruce Wales- suggested the Partners should review the next draft of the summary at the same time as they review the final IRWMP.

Teresa Reyburn- I think that we should trust Len to summarize the Plan, so we don't spend too much time on the process for reviewing the Summary.

Len Fleckenstein - Will ensure that an Executive Summary is included in the final draft IRWMP which will be sent out via E-mail after we receive it from the consultant on the evening of 4/30, comments are due approximately a week later: on May 7th.

State's Draft Guidelines for Prop 50 Grant Applications

The Draft Prop 50 Guidelines were sent out to Partners yesterday via email. We are eligible to apply for up to \$25 million. Guidelines are very similar to Round 1, and will require 2 steps. Step 1 applications are due on August 1st. This surprised us, since we were hoping for a September deadline. The State is soliciting comments on the guidelines. Do we want to comment on the guidelines?

Kate Rees - Why does it need to be 2 steps if it is supposed to be expedited? Maybe we should comment on that and on the deadline.

Teresa Reyburn- - We should thank the State for making the funds available.

Rob Almy - Main comment is that we need more time. The 1st deadline should be Sept 1st or 15th for 2 steps. Or it should be a single step process with a deadline of Oct. 15th. If we had an MOU in place to prepare the grant application, we could make the 8/1 date, but we don't have a new MOU. If we would conclude that we need more time then we should talk to Antelope Valley and San Diego about their position on the proposed timeline.

Gary McFarland - Is there an option of discussing with the 2 others on splitting the money? This would be a one step process and may be an option.

Kate Rees - Who is really eligible for the funds? Let's pose this question to CH2M Hill staff who are attending the hearing in Sacramento.

Issues and Discussion regarding Grant Application Process

Len Fleckenstein - How are we going to move forward to develop the grant application? We've identified some of the key issues but we don't have an MOU. One of the key issues is do we prepare a MOU only for Prop 50 or for both Prop 50 & 84?

Teresa Reyburn -- How about taking the MOU and the final IRWMP to our Boards to be approved at the same time in June?

Len Fleckenstein -- Our sub-committee met last week and recommends that an MOU be prepared for Prop 50 only -- or one that can possibly be amended later for Prop 84 work.

Rob Almy - Another possibility is that we can work under the existing MOU for Prop 50 for ranking projects. It can be read to include the ranking first and then we would need a new MOU for grant application.

There should be a cost sharing component for the grant application process. This would require a great deal of detail.

Len -- Who would be the decision makers and how would voting work? Options would include: (1) only the entities that have projects in the application; (2) any agency desiring to be among the decision makers; (3) all 29 Partners.

The actual criteria for project selection would need to be re-visited. In particular, what would be the role of the public? Would the public be invited to Partners meetings to discuss the project selection? Public process is part of the guidelines. Stakeholder involvement needs to be further worked out.

Can we move ahead with the project selection under the current MOU? Our reading of the existing MOU will allow us to make project selection decisions for the grant application.

How do we decide on funding a consultant? Who will be involved and how in funding and in contracting?

Should our process include selecting projects through a watershed approach? Ventura County took a watershed approach and set up watershed working groups. This may be an option for us.

Kate Rees We talked about the group pulling together the criteria and the project proponents paying for the consultant costs.

Len Fleckenstein- Ventura has buy-in in different ways. The 11 finalists are paying for the grant application preparation. The broader group is paying for the on-going coordination for Prop 84.

Bruce Wales- Working under the existing MOU will make it easier for us time-wise. This seems appropriate since we have a long list of projects and time is of the essence.

✗ Rob Almy - County will take a stab at a 1st draft of the MOU.

Chris Dahlstrom- Why can't we just amend the existing the MOU? Or how about an addendum to the current MOU to cover only project selection tasks? The Old MOU can cover on-going coordination.

Len Fleckenstein - One issue is: Would the Water Agency be the administrative lead? The subcommittee suggested that SBCWA be the lead agency for Prop 50, but we'd revisit the issue for Prop 84. Need SBCWA to stay in lead role now, because we are going to need to do a lot of work in a short term.

Bruce Wales- Major management of water infrastructure goes to County Water Agency, since it is a dependent special district - - and not to the County of Santa Barbara. The County needs to keep these two entities (ie., SBCWA and County Gov't) separate.

Craig Murray- Do we need more money (for a consultant's help) to go through the grant selection process?

Bill Ferguson - We don't need a consultant to do that.

Gary McFarland - We have multiple agencies proposing projects and all agencies responsible should be involved. Do we need a 2nd MOU for criteria? Need clarification.

Teresa Reyburn- Are all of us comfortable working thru the existing MOU for project selection?

Bruce Wales- We should also follow a watershed approach. We should appropriate funding among the watersheds.

Kate Rees - We need to figure out principles and not criteria yet. How does this get reflected in the new MOU? Cost-sharing, opting in, opting out, decision making, voting, recognition of other issues that will be addressed and signatories will agree that this will move forward to Prop 84 and subject to future agreements.

Susan Segovia Lompoc does not have projects and at this point and we don't see the benefit to be a part of MOU #2.

Bill Ferguson - There should be zero cost participation for those who don't have projects

Rob Almy - Also need to consider that there may be a time that the Partners reimburse the County for a portion of the administrative costs. There has been a significant involvement of County staff. The Partners need to be prepared to discuss how the costs will be covered.

Bill Ferguson- We should formalize the compensation for administrative costs once successful grant monies have been received.

Teresa Reyburn- In summary: (1) Water agency should take the lead on Prop 50 grant application process; (2) we should use the existing MOU to pick projects for inclusion in the grant application; (3) those Partners who will have projects in the grant application should bear the financial responsibility for grant application costs, and their responsibility should be part of MOU #2

Rob Almy - The MOU may need to allow for Partners to cover administrative costs for the actual grant process - - as incurred by the County. On-going planning in near term can be coordinated by County staff not by a consultant, since we don't have time or funding for consultant help over the next two months. We don't have the luxury of time to set up a contract, so we need to identify principles for an MOU and project selection without the aid of a consultant. There's a considerable lead time for MOU and for bringing in a contractor; it takes several weeks.

Gary McFarland - Consider alternatives for getting a consultant on-board quickly, e.g. a "time & materials contract" for the grant application process.

Bruce Wales- In figuring out the project selection criteria we need to have a public process.

Rob Almy - - We need to set-up 2 more meetings for follow-on discussion for MOU and Project Selection. Shruti will send out an email with potential meeting dates to set up these 2 meetings; the first meeting might be May 3rd.

Meeting adourned by Rob Almy at 3:50 pm.

**Santa Barbara Countywide
Integrated Regional Water Management Plan
Cooperating Partners Meeting
May 3, 2007
1:00 pm – 4:00 pm**

Location: City Council Chambers, 1644 Oak Street, Solvang

Directions: Hwy 101 to Hwy 246; east on Hwy 246 into Solvang;

Make your first right on 5th St.; then left on Oak St. to #1644

Conference call phone: 1-877-873-8016 and participant code 861785

Agenda

- 1:00 Welcome and Introductions
- 1:10 Public Comments for items not on the agenda
- 1:15 Approval of 4/24 Meeting Minutes
- 1:20 Status of Internal Draft of Final IRWMP
- 1:30 Prop 50 draft guidelines: New info on what is required; and when
- Comments to State
- 2:00 Next Steps to develop Prop 50 MOU for grant application:
 - Ask County BOS to authorize SBCWA to: develop MOU; cost-share; hire consultant; prepare grant appl'n; contract with State; and administer grant
 - IRWMP approvals by all Boards
 - Ask BOS to authorize SBCWA to develop MOU, contract, etc for Prop 84 plan & appl'n
- 2:20 Project Ranking
 - (1) Select option for project ranking method/process
 - (2) Select ranking criteria
 - (3) Set schedule
- 3:20 MOU principles for Prop 50 Grant Application Process
- 4:00 Adjourn

Next Meeting: Monday, May 14th at County Employees' University,
267 Camino del Remedio, Santa Barbara; at corner of Calle Real
between Turnpike and El Sueno exits off Highway 101

Meeting Minutes
Santa Barbara Countywide
Integrated Regional Water Management Plan
Cooperating Partners Meeting

May 3, 2007
1 PM – 4 PM

Meeting Location:

City of Solvang, City Council Chambers -1644 Oak Street in Solvang

Attendees

Cooperating Partners

Robert Almy, Santa Barbara County Water Agency; Jeff Dameron, La Cumbre Mutual Water Company; Len Fleckenstein, SB County Water Agency; Gary McFarland, GWD; Autumn Malanca, City of Santa Barbara Creeks Division; Chris Dahlstrom, SYRWCD, ID #1; Kate Rees, CCRB and COMB; Susan Segovia, City of Lompoc; Bruce Wales, Santa Ynez RWCD; Joe Barget, Vandenberg Village CSD; Bill Brennan, CCWA; Teresa Reyburn, City of Santa Maria; Tully Clifford, City of Solvang; Kathleen Werner, Goleta Sanitary District; Charles Hamilton, Carpinteria Valley Water District.

On the Conference Call

Craig Murray, Carpinteria Sanitary District; Marty Wilder, Laguna Sanitation District

Others Present

Shruti Chandra, Santa Barbara County Water Agency/Dudek

Proceedings

The meeting was called to order at 1:10 by Rob Almy

There were no public comments for items not on the agenda.

The minutes of the April 12, 2007 Cooperating Partners meeting were approved with some changes.

Status of the Internal Draft of Final IRWMP

Some of the sections need to be re-written in the Internal Draft of the Final IRWMP. The Partners were asked to re-write sections that need revision and pertain directly to their interests. Page 1-3 needs to be revised and will be check with RWQCB. The consultant team needs to be careful about making changes and committing to certain language in the document since it is a final version.

We are aiming for the beginning of June for Board approvals if possible. The team needs to get feedback from the Partners on how they would like to receive the Final IRWMP.

In the initial discussion, many Partners agreed to receive limited copies each, which they would then use to make as many copies as they would need for their Board of Directors, etc.

Whether to give the Boards the Executive Summary or the entire document was discussed. Since there isn't really a clear notion in the Guidelines as to what the Boards need to see, this decision should be made on the judgment of each Partner agency.

We will continue the discussion of the expected process for approvals in the coming meetings.

Prop 50 Draft Guidelines and the State's 4/25 Informational Presentation;

Handouts were passed out for discussion. There was some misunderstanding on our parts as to what Step 1 would entail. The Step 1 scoring criteria was summarized in a hand-out which the Partners were given. We need resolutions passed from all the Boards before the Step 1 submittal. The resolutions will be attached to the back of the IRWMP.

After the Step 1 submittal, the State is proposing a call back meeting in November for Step 2 and the Step 2 submittal is currently due in January.

Rob Almy and Marty Wilder will assist the Disadvantaged Communities through these processes.

MOU principles for Prop 50 Grant Application Process

The Malcolm Pirnie report detailing the experiences of other regions in the IRWMP process was sent out to the Partners via email. This is a useful document that we can use to learn from other region's experiences. Given its focus however, the report may focus on a more complex arrangement that is necessary in the County-wide region.

We should use our existing MOU as a possible model for future MOUs. Most other regions have a very general MOU that does not contain specific tasks but commits the agencies to working together on water related issues in the region. Examples of these MOUs were passed out in the meeting to show the Partners what others had done.

Since the current MOU does not have an end date, discussion of alternative approaches led to the conclusion that the County could draft a letter agreement for additional money from the Partners for selecting projects to be included in the Step 1 process as part of the Plan preparation. We would then need additional funds for the grant application when a new MOU would be prepared for the Step 2 process. The County might be able enter into a PO with CH2M Hill for new work.

The Partners agreed to use a formula for payment that is the same as the original MOU and be based on the expected costs of the Step 1 process provided by CH2M Hill. This may be slightly arbitrary based on the agency responses to the request for additional funds and as long as everyone is comfortable with this idea, we can move forward. Funding will be more precise as we move into the Step 2 process because the Cooperating partners will know who has projects that will be submitted for funding..

The Partners should pursue a separate MOU for the Step 2 grant application and a set of principles needs to be crafted. The group should aim for a July 1st date for a Draft MOU for Prop 84 positioning in addition to Step 2. The next MOU should be broad and simple as well.

We still need to provide the State with comments on the draft Prop 50, Step 1 and Step 2 guidelines. Most Partners agreed that comments would include the fact that we appreciate the State's efforts to make it so that Santa Barbara can compete for Prop 50 funds and that we require more time to prepare our submittals for Step 1. A new date of September 1st should be proposed rather than the current date of August 1st and in turn if the State shortens their review period of the Step 1 submittal, the same call back time for Step 2 in November can be kept and therefore the overall schedule would not change. The Partners agreed with these comments and comments will be prepared by Water Agency staff for review by the Partners and then sent to the State by the May 24th deadline.

Bruce Wales mentioned that he still is not sure if the Plan hangs together well. He felt that the Santa Barbara Region does not really have one big unifying issue in the document that some other regions might have.

Bill Ferguson responded that the summary documents which are the attachments as part of Step 1 will be a good chance and one of the last ones we may have to defend the Plan to the State.

Rob Almy responded that the Partners have a good sense of what needs to be done and that and the IRWMP should reflect agreements and that adjudication in the Santa Maria area is now essentially finished.

Bruce Wales also said that if we were looking at our County long back, we would be in a different place. Our issue appears to be aging infrastructure from 50 years ago.

Gary McFarland mentioned that he spent the morning discussing the IRWMP with one of his Board members and explaining to him that the whole process is driven by the State and this is how they wanted to see the IRWMPs prepared. The benefits from the IRWMPs are statewide and each individual project affects the bigger picture. We as a group have done a remarkable job.

The group then agreed that the current Plan is more a reconnaissance plan but we need to explain a unifying issue that we have in the region and Step 1 is the region's opportunity to sell the Plan to the State.

Bruce Wales responded that overall, the region is well integrated already and that we need to make sure to mention how our proposed projects compliment what we already have.

Len Fleckenstein also reminded the group that the State is looking for a well defined governance structure.

The discussion then moved on to the Step 1 process for project ranking.

Project Ranking Process and Criteria

Another meeting has been setup for May 14th to discuss as a group what projects are going to move forward as part of the Step 1 grant application.

The group realized that this may be a lengthy meeting and an earlier meeting time was proposed. Shruti Chandra was going to look into the availability of the same room for an earlier meeting time of 11 AM instead of 12 PM.

The Step 2 scoring criteria handout was passed out and the group began the discussion. As part of Step 2, an applicant needs to be in compliance with the eligibility criteria outlined in the Draft guidelines. If you expect to have a project you should expect to look closely at the guidelines and the State's scoring criteria.

It is likely that funding will come through in the fiscal year 2008-2009. In reality, it will most likely come through in September 2008 which means that the proposed project must be ready to proceed by that date.

Rob Almy reminded the group that the Partners will need information on criteria such as benefits of their project, The Scientific and Technical Merit of their project and if there is a strong economic analysis which is quantifiable.

The State will look at each project as part of the proposal.

Joe Barget had suggested a potential process for ranking the project in which each of the top tier projects would be presented to the group by the project proponent. The project proponent would then be expected to objectively explain how their project meets the agreed upon criteria. The group agreed to move forward with this approach at the next meeting on May 14th. Shruti Chandra committed to providing the Partners with an email containing guidance on how to present the projects to the group.

Each project may be scored based on the criteria and then group will get a chance to consider the issues and then vote on the project. One obligation of the group is to look at the group of projects as a whole. Some projects will be very large and some are small. As part of the process, each partner will need to prioritize their respective projects to decide which to propose to the group first.

Bruce Wales asked to get some clarification on the eligibility criteria for Groundwater Management Plans to be in place for any groundwater related project.

Chris Dahlstrom also responded that his agency had a filtration project dealing with an existing well and whether that would require a Groundwater Management Plan to be in place.

Rob Almy replied that he would get clarification from the State on this.

The logistics of the voting process were further discussed and then the meeting was adjourned by Rob Almy at 4:05 pm.

**Santa Barbara Countywide
Integrated Regional Water Management Plan
Cooperating Partners Meeting
Monday, May 14, 2007
12:00 pm – 4:00 pm**

Location: County's Employee University, 267 Camino del Remedio, Santa Barbara;

Directions: Located at corner of Calle Real between Turnpike and El Sueno exits off Highway 101.

Conference call phone: 1-877-873-8016 and participant code 861785

Agenda

- 12:00 Welcome and Introductions
- 12:10 Public Comments for items not on the agenda
- 12:15 Approval of 5/3 Meeting Minutes
- 12:20 Status/Comments of Internal Draft of Final IRWMP
- 12:30 Status Update on Prop 50, Round 2, Step 1
 - Status on Consultant Agreements
 - IRWMP approvals by all Boards
 - Clarifications from the State on Guidelines
 - Comments on Guidelines
- 12:50 Project Selection Process and Ranking
 - Development of recommendations for list of projects to accompany the step one grant application
- 3:50 Discuss Need for Additional Meeting
- 4:00 Adjourn

Project Ranking Criteria for Prop 50 IRWMP Grant - - Draft 5-3-07
DRAFT for discussion on 5-3-07

Consider: IRWMP's objectives; regional priorities; strategies; state priorities and state's preferences; project sorting criteria for IRWMP: stakeholder comments; Guidelines

For Step 1 application, Prop 50 Guidelines emphasize scoring of the IRWM Plan.

- formal adoption of IRWMP
- consistency with IRWMP standards
- Disadvantaged communities

For Step 2 application, Prop 50 Guidelines emphasize:

Eligibility screening:

- Compliance with Urban WMP
- Compliance with Groundwater Mgmt Plan, or basin plan or adjudication, (for projects with GW impact)
- Compliance with CWC Sec 10753.7

Scoring Criteria:

1. Work Plan: addressing readiness, deliverables, and linkages among projects
2. Budget: detailed estimate of costs by category; identify matching funds
3. Schedule: timing; CEQA/NEPA compliance; design/bid process; rights of way; acquisition of permits; milestones; env'l mitigation; performance monitoring.
4. Monitoring, Assessment and Performance Measures: measures to quantify and verify performance; future Project Assessment and Evaluation Plan (PAEP); goals, outcomes, outputs, measures; quality assurance project plan, as necessary.

5. Scientific and Technical Merit: background data; studies; analysis of benefits;
6. Economic Analysis: Water Supply and Water Quality: Costs and benefits (in economic terms) of WS and WQ aspects of project
7. State Program Preferences: address certainty, breadth and magnitude.
 - o **Integrated projects - - with multiple benefits;**
 - o **Improve local water supply reliability;**
 - o **Expediently & measurably help attain water quality standards;**
 - o **Eliminate/significantly reduce pollution in impaired waters & habitats;**
 - o **Include safe drinking water and water quality projects that serve DACs;**
8. Other benefits

9. Letters of Support or Opposition (to projects or the proposal)

10. [Modification of river or stream channel]
11. [CALFED ROD consistency]
12. [Request waiver of funding match; for DACs]

State Project Scoring Criteria	State Weighting Factor/ Range of Points
<p><u>Work Plan:</u> Addressing readiness, deliverables and linkages among projects</p>	3 (3-15)
<p><u>Budget:</u> Detailed estimate of costs by category; identify matching funds. Scoring based on quality of presentation of budget and % local match</p>	1 (1-5)
<p><u>Schedule:</u> Timing; CEQA/NEPA compliance; design/bid process; rights of way; acquisition of permits; milestones; environmental mitigation; performance monitoring.</p>	1 (1-5)
<p><u>Monitoring, Assessment and Performance Measures:</u> Quality of Project Plan. Measures to quantify and verify performance; future Project Assessment and Evaluation Plan (PAEP); goals, outcomes, outputs, measures; quality assurance project plan, as necessary.</p>	1 (1-5)
<p><u>Scientific and Technical Merit:</u> Background data; studies; analysis of benefits; Technical feasibility. Need for project should be demonstrated. Tie this to Regional Objectives, etc.</p>	3 (3-15)
<p><u>Economic Analysis:</u> Water Supply and Water Quality: Costs and <u>benefits</u> (in economic terms) of WS and WQ aspects of project</p>	3 (3-15)
<p><u>State Program Preferences:</u> Demonstrate integration, multiple benefits, supply reliability, water quality standards and service Dis-advantaged Communities.</p>	1 (1-5)
<p><u>Other Benefits:</u> Intended Benefits other than the primary intention of the project. i.e, Restoration, Flood Control, Recreation, Power Savings & Other Benefits (these will be tracked for performance)</p>	2 (2-10)

DEPARTMENT OF WATER RESOURCES

1416 NINTH STREET, P.O. BOX 942836
SACRAMENTO, CA 942360001
(916) 653-5791

RECEIVED



MAY 14 2007

WATER RESOURCES

MAY 10 2007

Mr. Robert B. Almy, Manager
Santa Barbara County Water Agency
123 East Anapamu Street
Santa Barbara, California 93101

Dear Mr. Almy:

Thank you for your recent comment letters, sent on behalf of your 29 partner agencies, regarding the Department of Water Resources (DWR) and State Water Resources Control Board (SWRCB) Funding Recommendations for Step 2 of the Proposition 50, Chapter 8, Integrated Regional Water Management (IRWM) Grant Program.

On March 20, 2007, DWR and SWRCB approved the Revised Funding Recommendations and committed to conducting an expedited second round for the remaining Proposition 50 IRWM funding. Approximately \$64 million will be available for the second round of Proposition 50 IRWM grant funds.

Your January 22, 2007 and February 7, 2007 comment letters initially expressed concern regarding the Revised Funding Recommendations and encouraged DWR and SWRCB to reserve the additional funds for a second Proposition 50 IRWM funding cycle. Your subsequent March 16, 2007 letter expressed support for approval of the Revised Funding Recommendations. Your comments, and other comments received during the public comment periods, were taken into consideration by DWR and SWRCB in reaching a final funding decision. Furthermore, the information enclosed in your March 16, 2007 letter from the Central Coast Region IRWM has been distributed to the appropriate staff. DWR looks forward to working with stakeholders in this region to further IRWM planning and implementation.

Thank you again for your input into the IRWM Program. If you have any questions, please contact Mark Cowin, Chief of DWR's Division of Planning and Local Assistance at (916) 651-9202.

Sincerely,

Original signed by
Lester A. Snow

Lester A. Snow
Director

cc: (See attached list.)

ITEM # 8
PAGE 16

✓ Ms. Kate Rees
Cachuma Conservation and Release Board
& Cachuma Operation and Maintenance Bd.
3301 Laurel Canyon Road
Santa Barbara, California 93105

Mr. Craig Murray, General Manager
Carpinteria Sanitary District
5300 Sixth Street
Carpinteria, California 93013

Mr. Charles B. Hamilton, General Manager
Carpinteria Valley Water District
1301 Santa Ynez Avenue
Carpinteria, California 93013

Casmalia Community Services District
Post Office Box 207
Casmalia, California 93429

Cuyama Community Services District
Post Office Box 368
New Cuyama, California 93254

Mr. William Brennan, Executive Director
Central Coast Water Authority
255 Industrial Way
Buellton, California 93427

Mr. Bill Albrecht, Director of Public Works
City of Buellton
Post Office Box 1819
Buellton, California 93427

Ms. Jackie Campbell, Director
Community Development
City of Carpinteria
5775 Carpinteria Avenue
Carpinteria, California 93013

Mr. Marc Scalzo
City of Guadalupe
918 Obispo Street
Guadalupe, California 93434

Ms. Susan Segoria
City of Lompoc
Post Office Box 8001
Lompoc, California 93438-8001

Mr. Bill Ferguson
City of Santa Barbara
Public Works Department
Post Office Box 1990
Santa Barbara, California 93102

Teresa Reyburn
City of Santa Maria
Utilities Department
110 E. Cook Street
Santa Maria, California 93454-5190

Mr. Tully Clifford, Director
Public Works
City of Solvang
Post Office Box 107
Solvang, California 93464

Ms. Heather Conklin
Golden State Water Company
401 South San Dimas Canyon Road
San Dimas, California 91773

Mr. Kathleen Werner
Goleta Sanitary District
One William Moffett Place
Goleta, California 93117

Mr. Gary McFarland
Goleta Water District
4699 Hollister Avenue
Goleta, California 93111

Mr. Mark Nation, General Manager
Goleta West Sanitary District
Post Office Box 4
Goleta, California 93116-0004

Mr. Jeff Dameron
La Cumbre Mutual Water Company
695 Via Tranquila
Santa Barbara, California 93110

Mr. Martin Wilder
Los Alamos Community Services District
82 North St. Joseph Street
Los Alamos, California 93440

Mission Hills Community Services District
1550 E Burton Mesa Boulevard
Lompoc, California 93436

Ms. Diane M. Gabriel, General Manager
Montecito Sanitary District
1042 Monte Cristo Lane
Montecito, California 93108

Mr. Robert L. Roebuck
Montecito Water District
583 San Ysidro Road
Montecito, California 93108

Santa Maria Valley Water
Conservation District
Post Office Box 364
Santa Maria, California 93454

Mr. Bruce Wales
Santa Ynez River Water
Conservation District
Post Office Box 719
Santa Ynez, California 93460

Mr. Chris Dahlstrom
Santa Ynez River Water Conservation District
Improvement District No. 1
3622 Sagunto Street
Santa Ynez, California 93460

Summerland Sanitary District
2435 Wallace Avenue
Summerland, California 93067

Mr. Joe Barget
Vandenberg Village Community
Services District
3757 Constellation Road
Lompoc, California 93436



Santa Barbara County Public Works Department
Flood Control & Water Agency

January 22, 2007

Mr. Lester Snow
Director
California Department of Water Resources
P.O. Box 942836
Sacramento, CA 94235-0001

Ms. Celeste Cantu
Executive Director
State Water Resources Control Board
1001 "I" St.
Sacramento CA 95814

Re: IRWMP Grant Program: Round 2 Awards

Dear Mr. Snow and Ms. Cantu:

On behalf of twenty-nine public agencies actively preparing an Integrated Regional Water Management Plan (IRWMP), the staff of the Santa Barbara County Water Agency submits these comments regarding eligibility for Prop 50 Round 2 funding, and we request a response. A similar letter is being sent to Ms. Tracie Billington at DWR and Ms. Sheila Farahnak at SWRCB, but we are also writing directly to you in light of the importance of this issue.

It has come to our attention that there is active lobbying being undertaken by several Step 2 applicants who were not successful in obtaining Round 1 funding. These spurned applicants are recommending that SWRCB and DWR limit access to Round 2 funding to only those applicants that were asked to submit in Step 2 Round 1. We strongly object to any such limitation, especially in light of our active coordination among 29 agencies spending our own local money to develop an IRWMP in conformance with State-issued guidance.

We urge the SWRCB and DWR to adhere to your own IRWM Grant Program Guidelines (Guidelines) issued November 2004 by DWR and SWRCB. In those Guidelines, two funding cycles were established, each with open competition for the IRWMP Implementation Grants funds from Chapter 8 of Proposition 50.

The adopted Guidelines are very clear that the process for Round 2 is to be an open and competitive one. The Guidelines were deliberated upon for two years prior to their release in 2004. All stakeholders had the opportunity during that time period to weigh in on the approach to competition for Round 2. At that time, the concept of limiting access to Round 2 funding to Round 1 applicants was considered and rejected. Nothing has changed since then.

CONTROL # 2007-0016


except that those who did not receive Round 1 funding are understandably disappointed they did not receive funding and therefore are making a case for an advantage in the Round 2 process.

Many regions from throughout the state have been investing countless hours and millions of dollars to prepare for the Round 2 grant process. For many sound reasons, not all those regions competed in Round 1 of the Implementation Grant process, while others who competed unsuccessfully are now in a different state of readiness. It would be an egregious act to take any action that would give an advantage to any region for Round 2. When applications for Round 2 are submitted later this year, the quality of each application should speak for itself.

Proposition 50 IRWMP Guidelines are clear that bond funds are to be granted during two rounds of funding. This two-part process motivates other regions to engage in integrating planning, which is the goal of the Proposition Chapter 8 process. Limiting the participation in Round 2 to a small number of regions is not in the interest of increasing participation in integrated regional planning in California or getting bond funding to regions with worthy IRWM Plans and project implementation plans. And at a more fundamental level, changing the rules in the middle of this process would be unfair.

Santa Barbara County urges SWRCB and DWR to keep the Proposition Chapter 8 Round 2 funding process an open and competitive one. Thank you for your consideration.

Sincerely,



Robert B. Almy, Manager
Santa Barbara County Water Agency



Santa Barbara County Public Works Department
Flood Control & Water Agency

February 7, 2007

Mr. Lester Snow, Director
California Department of Water Resources
P.O. Box 942836
1416 9th Street
Sacramento, CA 95814

Ms. Celeste Cantu
Executive Director
State Water Resources Control Board
1001 "I" street
Sacramento, CA 95814

Re: Proposition 50 Grant Program, Modification of Guidelines

The Santa Barbara County Water Agency staff respectfully submits these comments on behalf of the Santa Barbara Countywide Integrated Regional Water Management Planning Cooperating Partners: twenty-nine local agencies actively preparing an Integrated Regional Water Management Plan in reliance on statutes and adopted regulations.

We urge the Department of Water Resources (DWR) and the State Water Resources Control Board (SWRCB) to protect the integrity of the Proposition 50 grant process and adhere to the established Integrated Regional Water Management Grant Program Guidelines (Guidelines) issued November 2004 by DWR and the SWRCB. In those Guidelines, two funding cycles were established, each with open competition for the IRWMP Implementation Grants funds from Chapter 8 of Proposition 50.

A number of Round 1 applicants that were not successful in obtaining Step 2 funding now urge your agency to ignore its own regulations and procedures. The action they propose would cut off our Partners' access to over \$100 Million in Proposition 50 grant funding that by law should remain competitive. These unsuccessful applicants are recommending that DWR and SWRCB limit access to Round 2 funding to only those applicants that were passed to Round 1, Step 2. This is patently unfair to agencies, like

ITEM # 8
PAGE 23

ours, who spent time and money in reliance on the regulations and procedures legally established for the distribution of grant funds.

The adopted Guidelines are very clear that the process for Round 2 is to be an open and competitive one. The Guidelines were deliberated upon for two years prior to their release in 2004. All stakeholders had the opportunity during that time period to weigh in on the approach to competition for Round 2. At that time, the concept of limiting access to Round 2 funding to Round 1 applicants was considered and rejected. Nothing has changed since then except that those who did not receive Round 1 funding are urging your agency to give them an unfair and unjustified advantage in the Round 2 process. No legitimate policy or legal justification is offered for this deviation from the law, adopted procedures and basic fairness.

Many regions from throughout the state have collectively invested countless hours and millions of dollars preparing for the Round 2 grant process. For many reasons, not all those regions were able or prepared to compete in Round 1 of the Implementation Grant process. Regions such as Santa Barbara County have proceeded to develop an IRWMP, at local expense, without the benefit or advantage of a Round 1 Planning Grant. It would therefore be a grossly unfair and egregious act for your agency to take any action that would give an unjustified advantage to any region for Round 2, or deny others a fair opportunity to compete. In summary, when applications for Round 2 are submitted later this year, the quality of each application should speak for itself. No intervening machinations should deny deserving local jurisdictions the right to compete for grant money approved by their local voters.


Proposition 50 Guidelines adopted by your agencies are clear that bond funding is to be granted during two rounds of funding. This two-part process motivates other regions to engage in integrated planning, which is the goal of the Proposition Chapter 8 process. Limiting the participation in Round 2 will result in decreasing participation in integrated regional planning in California, and make it more difficult to obtain bond funding in regions with worthy IRWM Plans and project implementation plans. More fundamentally, changing the rules in the middle of this process would be unfair.

We understand that the State may be tempted to save administrative costs through the proposed action, but State agencies were generously funded to administer this process. We have seen no proposal to augment grant funds with savings from reduced costs; this must be part of any action. Administrative costs must be accounted for and specifically reallocated as part of any change to the guidelines. These proposed changes to Proposition 50 guidelines have caused an inordinate amount of work for local agencies throughout the state. Shifting the burden of administration to local agencies is clearly inconsistent with the intent of the voters in passing Proposition 50. The voters intended that money be distributed locally, not soaked up by the very agency responsible to distribute the funds to deserving local projects. We believe complete accounting of administrative costs needs to occur now pursuant to Section 79575. Any action to modify the guidelines and change the distribution of grant funds must be justified and accompanied by a certified accounting of administration and distribution costs.

The proposed change in the guidelines would result in significant funds remaining in Proposition 50: \$33 Million from the allocation to DWR and \$19 Million or more from the allocation to WRCB. The funds are specifically allocated to Southern California by the provisions of Proposition 50. They are not legally subject to reallocation by either agency. A clear and transparent accounting for these resources, as well as a process that allows access to these funds by this region and others such as the San Diego area group, must occur. We believe that you have no discretion in this matter. Therefore we believe that the unexpended Prop 50 funds must be allocated separately and before the Prop 84 process. Those Southern California regions that have been engaged in round 1, but have not been funded, should compete in a combined phase I/II process using the legally adopted Proposition 50 decision criteria.

Santa Barbara County urges DWR and the SWRCB to keep the Proposition Chapter 8, Round 2, funding process open, fair and consistent with the will of the voters. Thank you for your consideration.

Sincerely,



Robert B. Almy, Manager
Santa Barbara County Water Agency

Cc: Cooperating Partners, Santa Barbara County Region IRWMP

CACHUMA OPERATION AND MAINTENANCE BOARD

MEMORANDUM

DATE: May 21, 2007
TO: Members of the Board of Directors
FROM: Kate Rees, Interim General Manager
RE: Proposed COMB Budget for Fiscal Year 2007-2008

RECOMMENDATION:

The proposed preliminary budget is presented for review only at this time. The final FY 2007-08 Budget will be considered for approval at the June 25, 2007 Board meeting.

DISCUSSION:

On May 7, 2007, the Finance Committee (Directors Loudon and Williams) met with staff and reviewed the proposed preliminary COMB budget for Fiscal Year 2007-2008. They thoroughly discussed all budgeted items and approved bringing the proposed budget to the Board for review on May 21, 2007.

Attached for your consideration are the following items:

1. Proposed COMB FY 2007-2008 Budget
 - A. Budget Spreadsheets

In reviewing the budget spreadsheets, please note that the column headings for Columns (1) through (5) indicate the following.

- Column (1) The approved COMB budget for the current FY 2006-2007.
- Column (2) Estimated actual expenditures for FY 2006-2007 through June 30, 2007 for all COMB accounts.
- Column (3) The proposed COMB Budget for FY 2007-2008.
- Column (4) The dollar amount change between the FY 2006-2007 Budget and the FY 2007-2008 Budget for each COMB account
- Column (5) The percent change between the FY 2006-2007 Budget and the FY 2007-2008 Budget for each COMB account.

- B. Budget Summary

ITEM # 9
PAGE 1

The budget summary provides details of proposed O&M, General & Administrative, and Special Projects expenses for FY 2007-2008.

Contributing factors for the cost difference (overall increase) between the budget adopted for FY 2006-2007 and the proposed budget for FY 2007-2008 include a 3.4% cost-of-living increase for all staff; adjustments in pension, health benefit and workers compensation formulas; a new Engineering Tech position; and a significant increase in the Special Projects budget for construction of the Lauro Reservoir Debris Basin Improvement Project. The total cost of the Lauro Debris Basin project is estimated to be \$1.1M at the present time. About half of that cost, \$563,303, was designated for this project from FY 2005-06 excess funds, which will be carried over into FY 2007-08. The remaining \$600,000 needed is included in the proposed FY 2007-2008 Budget. Other O&M costs are similar to previous years.

2. Comparison of Wage Adjustments of Local Agencies and Change in CPI

These spreadsheets show the cost-of-living adjustments which have been budgeted by the Cachuma Member Units and the average Consumer Price Index over the last 14 months, for comparison with the 3.4% cost-of-living adjustment proposed for COMB staff in FY 2007-2008.

The proposed 3.4% cost-of-living adjustment would be for all staff, except the General Manager. The Board of Directors approved the Interim General Manager's salary and benefits package in May, and that adjusted salary is included in the proposed budget. The Interim General Manager's salary is split between the COMB and CCRB budgets, at 35% and 65% respectively, until the reorganization of the two agencies is completed. There may be an adjustment to the General Manager's salary after reorganization has been completed.

3. Budget Comparisons

This spreadsheet compares the COMB budgets in prior fiscal years to the proposed COMB budget for FY 2007-08.

4. Budget Cost Allocations Among the Member Units

This spreadsheet shows the cost allocation of the proposed FY 2007-08 budget among the Member Units based on Cachuma Entitlement percentages. There is also a split between costs paid by all Member Units and costs paid only by the South Coast Member Units for certain categories.

Respectfully submitted,



Kate Rees
Interim General Manager

Cachuma Operation & Maintenance Board

Draft Budget

Fiscal Year 2007 / 08

Account Number	Account Name	FY 2006 / 07 Approved Budget	Estimated Actuals Thru 6/30/07	FY 2007 / 08 Proposed Budget	Change	Percentage Change
----------------	--------------	------------------------------------	--------------------------------------	------------------------------------	--------	----------------------

OPERATION & MAINTENANCE EXPENSES

LABOR						
3100	LABOR OPS *	705,332	705,000	826,565	121,233	
	TOTAL	705,332	705,000	826,565	121,233	17.19%
VEHICLES & EQUIPMENT						
3201	VEHICLE/EQUIP MTCE	30,000	35,000	38,000	8,000	
3202	FIXED CAPITAL	50,000	46,000	47,000	(3,000)	
3203	EQUIPMENT RENTAL	23,000	22,000	25,000	2,000	
3204	MISC	15,000	14,000	16,000	1,000	
	TOTAL	118,000	117,000	126,000	8,000	6.78%
CONTRACT LABOR						
3301	CONDUIT, METER, VALVE	10,000	9,000	12,000	2,000	
3302	BUILDINGS & ROADS	15,000	20,500	16,000	1,000	
3303	RESERVOIRS	50,000	45,000	52,000	2,000	
3304	ENGINEERING, MISC SERVICES	20,000	20,000	22,000	2,000	
	TOTAL	95,000	94,500	102,000	7,000	7.37%
MATERIALS & SUPPLIES						
3401	CONDUIT, METER, VALVE & MISC	20,000	13,000	22,000	2,000	
3402	BUILDINGS & ROADS	20,000	18,000	22,000	2,000	
3403	RESERVOIRS	10,000	7,500	10,000	0	
	TOTAL	50,000	38,500	54,000	4,000	8.00%
OTHER EXPENSES						
3501	UTILITIES	6,300	4,500	6,500	200	
3502	UNIFORMS	6,500	5,000	6,500	0	
3503	COMMUNICATIONS	18,190	24,000	20,000	1,810	
3504	USA & OTHER SERVICES	4,000	2,500	4,000	0	
3505	MISC	6,000	4,800	6,000	0	
3506	TRAINING	7,000	3,500	7,000	0	
	TOTAL	47,990	44,300	50,000	2,010	4.19%
	TOTAL O & M EXPENSE	1,016,322	999,300	1,158,565	142,243	14.00%

* Allocated for new Eng Tech position / COLA at 3.4%

ITEM # 9
PAGE 3

**Cachuma Operation & Maintenance Board
Draft Budget**

Fiscal Year 2007 / 08

Account Number	Account Name	FY 2006 / 07 Approved Budget	Estimated Actuals Thru 6/30/07	FY 2007 / 08 Proposed Budget	Change	Percentage Change
----------------	--------------	---------------------------------	--------------------------------------	---------------------------------	--------	----------------------

GENERAL AND ADMINSTRATIVE EXPENSES

5000	DIRECTORS FEES	10,840	11,800	12,000	1,160	
5100	LEGAL & AUDIT	92,000	50,000	92,000	0	
5150	UNEMP TAX	6,500	0	6,500	0	
5200	LIABILITY & PROPERTY INSURANCE	38,000	37,307	44,000	6,000	
5201	HEALTH & WORKERS COMP.	47,399	53,000	54,970	7,571	
5250	PERS	28,632	27,000	30,675	2,043	
5339	FICA/MEDICARE	14,999	14,500	15,319	320	
5300,1,6	ADMIN. SALARIES	172,050	172,000	181,972	9,922	
5310	POSTAGE / OFFICE SUPPLIES	9,000	8,000	9,000	0	
5311	OFFICE EQUIPMENT / LEASES	5,750	5,000	6,200	450	
5312	MISC. ADMIN. EXP.	10,000	8,000	8,000	(2,000)	
5313	COMMUNICATIONS	5,000	8,500	12,000	7,000	
5314	UTILITIES	5,300	5,300	5,300	0	
5315	MEMBERSHIP DUES	6,150	5,500	6,850	700	
5316	ADMIN. FIXED ASSETS	7,000	7,800	7,000	0	
5325	EMPLOYEE EDUCATION/SUBSCRIPTIO	4,500	2,500	4,500	0	
5330	ADMIN TRAV & CONFERENCES	5,000	5,000	6,000	1,000	
5331	PUBLIC INFO	2,000	350	8,000	6,000	
5332	TRANSPORTATION	1,200	1,050	1,200	0	
TOTAL GENERAL & ADMINISTRATIVE		471,320	422,607	511,486	40,166	8.52%
<u>SPECIAL G & A EXPENSES</u>						
5500	ADMINISTRATIVE CONSULTANT	27,710	24,870	0	(27,710)	
5510	INTEGRATED REGNL WATER MGMT P	10,000	0	35,000	25,000	
TOTAL SPECIAL G & A		37,710	0	35,000	(2,710)	-7.19%
TOTAL O & M and G & A		1,525,352	1,421,907	1,705,050	179,698	11.78%

ITEM # 9
PAGE 4

**Cachuma Operation & Maintenance Board
Draft Budget**

Fiscal Year 2007 / 08

Account Number	Account Name	FY 2006 / 07 Approved Budget	Estimated Actuals Thru 6/30/07	FY 2007 / 08 Proposed Budget	Change	Percentage Change
<u>SPECIAL PROJECTS</u>						
6055	Bradbury Dam Outlet Works	0	0	50,000	50,000	
6062	SCADA	60,000	30,000	30,000	(30,000)	
6090-1	COMB Bldg/Grounds Repair	50,000	43,000	50,000	0	
6092	SCC Improv Plan & Design	300,000	200,000	250,000	(50,000)	
6095	SCC Valve & Control Sta. Rehabilitation	600,000	585,000	450,000	(150,000)	
6095-1	Lauro Debris Basin Rehabilitation *	0	15,000	600,000	600,000	
6096	SCC Structure Rehabilitation	400,000	416,000	450,000	50,000	
6097	GIS and Mapping	100,000	100,000	40,000	(60,000)	
6401	2005 Storm Damage	100,000	7,000	100,000	0	
<i>O & M SPECIAL PROJECTS</i>		1,610,000	1,396,000	2,020,000	410,000	25.47%
7000	Legal/Litigation					
7002	Spec Counsel Costs /FMP-BO EIS/R	100,000	95,000	100,000	0	
<i>TOTAL LEGAL/LITIGATION</i>		100,000	95,000	100,000	0	0.00%
<i>TOTAL COMB BUDGET</i>		3,235,352	2,912,907	3,825,050	589,698	18.23%

* The Lauro Debris Basin Rehabilitation line item is not inclusive of the 05/06 constructive return funds being utilized for this project which amount to \$563,303.

ITEM # 9
PAGE 5

**Cachuma Operation & Maintenance Board
Operations & Maintenance Expenses**

Draft Budget

Fiscal Year 2007 / 08

<i>Account Number</i>	<i>Account Name</i>	<i>FY 2006/07 Approved Budget</i>	<i>FY 2007/08 Draft Budget</i>	<i>Description</i>
-----------------------	---------------------	-----------------------------------	--------------------------------	--------------------

OPERATIONS and MAINTENANCE EXPENSES

LABOR

3100	LABOR OPS	677,920	826,565	Field Crew, Foreman, Operations Supervisor + benefits
------	-----------	---------	---------	---

TOTAL

		677,920	826,565	
--	--	---------	---------	--

VEHICLES & EQUIPMENT

3201	VEHICLE/EQUIP MTCE	22,000	38,000	Ops & mtce costs of vehicles & equip including inspections
------	--------------------	--------	--------	--

3202	FIXED CAPITAL	46,000	47,000	Utility Truck; Misc Replacement equipment
------	---------------	--------	--------	---

3203	EQUIPMENT RENTAL	22,000	25,000	Leases: PosiTrack, Backhoe, rental equipment
------	------------------	--------	--------	--

3204	MISC	10,000	16,000	Small tools, Misc
------	------	--------	--------	-------------------

TOTAL

		100,000	126,000	
--	--	---------	---------	--

CONTRACT LABOR

3301	CONDUIT, METER, VALVE	7,000	12,000	Heavy equip operators, Southwest Services
------	-----------------------	-------	--------	---

3302	BUILDINGS & ROADS	11,500	16,000	Republic; Equip relocation; equip repair; heavy equip; landsc
------	-------------------	--------	--------	---

3303	RESERVOIRS	50,000	52,000	Reservoir Cleaning-silt vacuuming reservoirs
------	------------	--------	--------	--

3304	ENGINEERING, MISC SERVICE	20,000	22,000	CIP consultants, engineering, design
------	---------------------------	--------	--------	--------------------------------------

TOTAL

		88,500	102,000	
--	--	--------	---------	--

MATERIALS & SUPPLIES

3401	CONDUIT, METER, VALVE & MI	10,000	22,000	Fill mats, charts, locks, signs
------	----------------------------	--------	--------	---------------------------------

3402	BUILDINGS & ROADS	17,000	22,000	Paint, window, lights, gravel, spray, fencing, etc
------	-------------------	--------	--------	--

3403	RESERVOIRS	7,000	10,000	Gravel, spray, fencing, etc.
------	------------	-------	--------	------------------------------

TOTAL

		34,000	54,000	
--	--	--------	--------	--

OTHER EXPENSES

3501	UTILITIES	6,300	6,500	Avg elec facilities; gas
------	-----------	-------	-------	--------------------------

3502	UNIFORMS	5,500	6,500	Uniforms; boots; raingear
------	----------	-------	-------	---------------------------

3503	COMMUNICATIONS	17,300	20,000	Phones at facilities/Cell Phones/Ops & Mtce
------	----------------	--------	--------	---

3504	USA & OTHER SERVICES	3,700	4,000	Underground Service Alerts
------	----------------------	-------	-------	----------------------------

3505	MISC	6,000	6,000	Miscellaneous operational expenses
------	------	-------	-------	------------------------------------

3506	TRAINING	4,500	7,000	Certs / classes
------	----------	-------	-------	-----------------

TOTAL

		43,300	50,000	
--	--	--------	--------	--

TOTAL O & M EXPENSE

		943,720	1,158,565	
--	--	---------	-----------	--

**Cachuma Operation & Maintenance Board
General and Administrative Expenses
Draft Budget**

Fiscal Year 2007 / 08

<i>Account Number</i>	<i>Account Name</i>	<i>FY 2006 / 07 Approved Budget</i>	<i>FY 2007 / 08 Proposed Budget</i>	
-----------------------	---------------------	---	---	--

GENERAL AND ADMINISTRATIVE EXPENSES

5000	DIRECTORS FEES	10,840	12,000	Directors Fees
5100	LEGAL & AUDIT	92,000	92,000	Audit, Legal, Acctg Consultant
5150	UNEMP TAX	6,500	6,500	Unemployment Tax
5200	LIAB INSURANCE	38,000	44,000	General premium increase
5201	HEALTH & WC	47,399	54,970	Assumes 13% increase in health benefits
5250	PERS	28,632	30,675	PERS employer portion increased slightly
5339	FICA / MEDICARE	14,999	15,319	Payroll driven
5300	MGR SALARY	42,993	43,365	35% of GM annual salary of \$123,900
5301	ADMIN MGR	77,615	85,417	Step and Cola increases
5306	ADMIN ASST	51,441	53,190	Cola increase
5310	POST/OFFIC	9,000	9,000	Ofc supplies/postage
5311	OFC EQUIP/LEASES	5,750	6,200	Copiers lease/mtce/PBCC
5312	MISC ADMIN EXP	10,000	8,000	J&C/Paychex/F&G permits
5313	COMMUNICATIONS	5,000	12,000	CIO/COX/Veri/ATT/Gen/Cells
5314	UTILITIES	5,300	5,300	SCE / SC Gas
5315	MEMBERSHIP DUES	6,150	6,850	Admin Expense
5316	ADMIN FIXED ASSETS	7,000	7,000	Computers/Office Furniture
5325	EMPLOYEE EDUCATION/SUBSCRIPTION	4,500	4,500	Admin Expense
5330	TRAVEL & CONF.	5,000	6,000	COMB travel
5331	PUBLIC INFO	2,000	8,000	Website
5332	TRANSPORTATION	1,200	1,200	Truck, Staff car
TOTAL		471,319	511,486	

ITEM # 9

PAGE 7

6055	Bradbury Dam Outlet Works	0	50,000	This line item is for an engineering analysis to determine the maximum safe flow rate in the pipe and to produce an engineering report regarding the health of the penstock.
6062	SCADA	60,000	30,000	The COMB SCADA system was completed and fully in service in '02-03. This line item for the 2007-2008 budget is for updates of the existing systems and the annual maintenance contract with Texco Control Systems. The update will include the replacement to SCADA computers, update of software, and updates programming. The annual maintenance contract will include support on issues that occur with the system and the inspection and evaluation of PLC's, computers, instruments, communication, and programming. The maintenance support and upgrading of hardware will ensure that the system continues to function with the current high level of reliability and functionality.
6090-1	COMB Bldg/Grounds Repair	50,000	50,000	This account will provide funds for existing mobile unit repair requirements, as well as maintaining and upgrading existing grounds and facilities.
6092	SCC Improv Plan & Design	300,000	250,000	The SCC Improvement Plan and Design consists of studying the SCC and designing improvements based on these studies. To date we have completed two reliability studies on two sections of the SCC, designed several new line valve installations, and started the design of the 2nd pipeline project and the open air vent modifications. For the 2007/2008 Fiscal Year work will continue on the 2nd Pipeline Project design and environmental process, design of several new line valves, and design of SCC vent modifications.
6095	SCC Valve & Control Sta. Rehabilitati	600,000	450,000	This program of work includes the rehabilitation of COMB's seven control stations and valve pits along the SCC. The rehab work will include replacement of valves, repair of roofs, electrical, fencing, and roads, repainting of building and valve pits, and correcting other deficiencies that exist at these facilities and the installation of 10 new line valves. In the Fiscal Year 2007 / 2008 it is planned to complete the installation of one line valve and start the planning for two more.
6095-1	Lauro Debris Basin Rehabilitation *	563,303	600,000	This program of work includes the rehabilitation and betterments of the Main Lauro Debris Basin. The debris basin project will increase the storage capacity of the basin for silt and runoff, improve the dewatering of the silt, and allow for improved de-silting of the basin. This includes designing, the environmental and permitting, and the construction of the new facilities.
6096	SCC Structure Rehabilitation	400,000	450,000	This line item includes funding for the rehabilitation of COMB's approx. 200 air vent, blow-off and lateral structures. Currently, 50 structures have been rehabilitated and another 30 have had significant portions of rehabilitation completed. In the Fiscal Year 2007/2008 it is planned to rehabilitate 10 more structures, the removal of Lateral 3A Golela Reach, and to design the rehabilitation of the San Antonio Creek Blow-Off.
6097	GIS and Mapping	100,000	40,000	Currently all COMB's maps, easements and information systems for the SCC date back to the 1950's. Very few changes to these maps, easements and the information system have been made since then, but many changes have occurred to the SCC. The existing organization of the data is difficult and cumbersome to navigate. The Geographic Information System (GIS) reorganizes, update in computerized format, allow better access to the information and allows the information to be easily updated. Currently, all maps have been scanned and filed into the computer, the SCC has been plotted, the location of the SCC is being corrected, drawings are being linked to the system, and other data sets are being collected and imported. This line item for the 2007/08 fiscal year will continue to fund the work.
6401	2005 Storm Damage	100,000	100,000	2005 Storm Damage. This project includes funding for the repair of facilities damaged during the 2005 winter storms. The work includes items such as replacement of culverts, repair of access roads and security fencing, protection of conduit at creek crossings, and removal and disposal of sediment from debris basins and catchments. The costs for many of these work items have been reimbursed by FEMA/OES. Reimbursements have been returned to the MUs based on their pro rata share of the assessments required to initially fund the repairs. Since reimbursements have already been received for work not currently completed, reimbursements are not expected.
TOTAL SPECIAL PROJECTS		2,173,303	2,020,000	
7000	LEGAL-LITIGATION			
7002	Spec Counsel Costs /FMP-BD EIS/R	100,000	100,000	Funding for BB&K to provide special counsel services related to Crawford-Hall and potential issues, research and opinions regarding FMP/BO EIS/EIR and related projects being done in the name of COMB. Due to the uncertainty of litigation costs addi. Funds may be assessed as needed.
TOTAL LEGAL/LITIGATION		100,000	100,000	

* The Lauro Debris Basin Rehabilitation line item is not inclusive of the 05/06 constructive return funds which amount to \$563,303.

COMPARISON OF WAGE ADJUSTMENTS OF LOCAL AGENCIES

5/21/2007

District	CVWD	GWD	MWD	SB CITY WTR OPS	SYRWCD ID No.1	CCWA	COMB
DATE	7/07	7/07	7/07	4/07	7/07	7/07	7/07
ANNUAL %	Unknown April CPI Calculation	3.50% Proposed	3.6% Proposed	5.0 Contract	4.0% Proposed	3.3% Proposed	3.4% Proposed

COMB
CONSUMER PRICE INDEX ANALYSIS
L.A. AVERAGES - ALL ITEMS
2007-2008 BUDGET

MONTH	U.S. (1967=100)		L.A. (1982-84=100)	
	latest	prior	latest	prior
December-05	196.80	190.30	203.90	195.20
January-06	198.30	190.70	206.00	195.40
February	198.70	191.80	207.50	197.40
March	199.80	193.30	208.50	199.20
April	201.50	194.60	210.50	201.10
May	202.50	194.40	212.40	201.50
June	202.90	194.50	211.10	200.70
July	203.50	195.40	211.40	201.40
August	203.90	196.40	211.90	203.10
September	202.90	198.80	212.90	205.80
October	201.80	199.20	211.40	206.90
November	201.50	197.60	211.10	205.60
December	201.80	196.80	210.60	203.90
January-07	202.42	198.30	212.58	206.00
February	203.50	198.70	214.76	207.50
March	205.35	199.80	216.50	208.50
April	206.69	201.50	217.85	210.50
May				
June				

January-07

L.A.
210.61 06-07 Index Jan
202.15 05-06 Index Jan
8.45 Pts Increase
Percentage Increase Year over Year
Los Angeles 4.2%
U.S.
201.66 06-07 Index Jan
195.52 05-06 Index Jan
6.13 Pts Increase
Percentage Increase Year over Year
U.S. 3.1%
Avg Increase 3.7%

March-07

L.A.
211.97 06-07 Index Mar
203.94 05-06 Index Mar
8.03 Pts Increase
Percentage Increase Year over Year
Los Angeles 3.9%
U.S.
202.57 06-07 Index Mar
196.75 05-06 Index Mar
5.81 Pts Increase
Percentage Increase Year over Year
U.S. 3.0%
Avg Increase 3.4%

April-07

L.A.
212.69 06-07 Index Apr
204.81 05-06 Index Apr
7.88 Pts Increase
Percentage Increase Year over Year
Los Angeles 3.8%
U.S.
203.10 06-07 Index Apr
197.38 05-06 Index Apr
5.71 Pts Increase
Percentage Increase Year over Year
U.S. 2.9%
Avg Increase 3.4%

CACHUMA OPERATION & MAINTENANCE BOARD BUDGET COMPARISON - 2000 TO 2008

5/21/07

	00-01 Adopted	01-02 Adopted	02-03 Adopted	03-04 Adopted	04-05 Adopted	05-06 Adopted	06-07 Adopted	07-08 Proposed
LABOR	284,547	376,908	450,240	563,700	604,178	677,921	705,332	826,565
OPS & MAINTENANCE	149,065	202,167	237,568	207,950	267,890	265,801	310,990	332,000
TOTAL O&M EXPENSE	433,612	579,075	687,808	771,650	872,068	943,722	1,016,322	1,158,565
GENERAL & ADMINISTRATIVE	486,360	443,980	478,290	511,006	510,439	539,581	509,030	546,486
TOTAL OPS/INTCE & G & A	819,972	1,023,055	1,166,098	1,282,656	1,382,507	1,483,303	1,525,352	1,705,051
PERCENT OF CHANGE BY YEAR O&M-G&A		11%	14%	10%	8%	7%	3%	12%
COMB SPECIAL PROJECTS								
Seismic Consultant	15,000	5,000	5,000	5,000	5,000	-	-	-
COMB Ofc. Bldg.	660,000	660,000	110,000	50,000	-	-	-	-
COMB Bldg/Grounds Repair	-	-	114,000	50,000	50,000	50,000	50,000	50,000
Tecoloble Tunnel Elevator Repair	25,000	85,000	-	-	-	-	-	-
SCC Hydrologic Capacity Sty	40,000	40,000	40,000	40,000	-	-	-	-
Flow Meter Upgrades & SCADA	100,000	100,000	600,000	216,248	50,000	60,000	60,000	30,000
1998 Storm Repairs	22,000	20,000	-	-	-	-	-	-
2001 Storm Repairs	-	80,000	52,000	-	-	-	-	-
Bradbury Dam Radial Gates	300,000	310,000	-	3,019,527	-	-	-	-
Bradbury Dam Surcharge	-	35,000	30,000	13,300	-	-	-	-
Safety & Security Upgrades	120,000	102,000	30,000	-	-	-	-	-
Glen Annie Turnout Rehab	30,000	-	-	-	-	-	-	-
Corona Del Mar Rehab	20,000	20,000	-	-	-	-	-	-
Tecoloble Tunnel Intake Tower	-	100,000	87,000	-	-	-	-	-
Hilton Creek Watering System	-	-	-	20,000	-	-	-	-
Bradbury Dam Outlet Works	-	-	-	-	-	-	-	-
SCC Improv Plan & Design	-	-	100,000	70,000	95,000	95,000	300,000	50,000
SCC Life Expectancy Study	-	-	100,000	70,000	70,000	95,000	-	250,000
North Portal Rehabilitation	-	-	45,000	100,000	280,000	-	-	-
SCC Valve & Control Sta. Rehabilitation	-	-	150,000	450,000	630,000	600,000	600,000	450,000
Lauro Debris Basin Rehabilitation	-	-	-	-	-	50,000	-	600,000
SCC Structure Rehabilitation	-	-	105,000	140,000	280,000	305,000	400,000	450,000
GIS and Mapping	-	-	-	-	100,000	75,000	100,000	40,000
2005 Storm Damage	-	-	-	-	-	200,000	100,000	100,000
COMB SPECIAL PROJECTS	1,332,000	1,557,000	1,568,000	4,244,075	1,560,000	1,530,000	1,610,000	2,020,000
Legal/Litigation								
Spec Counsel Costs /FMP-BO EIS/R	-	45,000	-	55,000	155,614	100,000	100,000	100,000
TOTAL LEGAL/LITIGATION	-	45,000	-	55,000	155,614	100,000	100,000	100,000
TOTAL COMB BUDGET	2,251,972	2,625,055	2,734,098	5,561,731	3,086,121	3,113,303	3,235,352	3,825,051
PERCENT OF CHANGE BY YEAR FOR TOTAL BUDGET		17%	4%	104%	-44%	0.49%	4%	18%

CACHUMA OPERATION & MAINTENANCE BOARD

2007-08 FISCAL YEAR BUDGET ASSESSMENT

5/21/07

COMB G & A, CERTAIN SPECIAL PROJECTS ASSESSMENT

MEMBER UNIT	Cachuma Entitlement %	PERCENT %	DOLLARS \$
Goleta Water District	36.25%	0.3625	\$203,538.68
City of Santa Barbara	32.19%	0.3219	180,742.34
Carpinteria Valley Water District	10.94%	0.1094	61,426.57
Montecito Water District	10.31%	0.1031	57,889.21
Santa Ynez River Wtr Conserv Dist, ID#1	10.31%	0.1031	57,889.21
	100%	1.0000	\$561,486.00

G & A 511,486 + COMB Grounds Repair 50,000 = \$561,486.

COMB O & M, and CERTAIN SPECIAL PROJECTS ASSESSMENT

MEMBER UNIT	So Co Percent %	DOLLARS \$
Goleta Water District	36.25%	\$1,278,617.81
City of Santa Barbara	32.19%	1,135,412.61
Carpinteria Valley Water District	10.94%	385,878.04
Montecito Water District	10.31%	363,656.54
	89.69%	\$3,163,565.00

O&M 1,154,565 + IRWMP 35,000 + SC studies/design 250,000 + SCC Rehab 450,000 + Lauro Debris Basin 600,000 + SCADA 30,000 +
 SCC Structure Rehab 450,000 + GIS 40,000 + Storm Damage 100,000 = \$3,109,565

SPECIAL COUNSEL - LITIGATION - FMP/BO EIS/EIR ASSESSMENT

MEMBER UNIT	PERCENT %	DOLLARS \$
Goleta Water District	36.25%	\$36,250.00
City of Santa Barbara	32.19%	32,190.00
Carpinteria Valley Water District	10.94%	10,940.00
Montecito Water District	10.31%	10,310.00
Santa Ynez River Wtr ConservDist, ID#1	10.31%	10,310.00
	100%	\$100,000.00

Spc Counsel FMP BO EIS/R Total = \$100,000 to pay incidentals - if litigation occurs a Special Assessment will be done.

MEMBER UNIT TOTALS (Fiscal Year 2006-07)	Actual % Budget	DOLLARS \$
Goleta Water District	39.70%	\$1,518,406.48
City of Santa Barbara	35.25%	1,348,344.96
Carpinteria Valley Water District	11.98%	458,244.60
Montecito Water District	11.29%	431,855.75
Santa Ynez River Wtr Conserv Dist, ID#1	1.78%	68,199.21
TOTAL	100.00%	\$3,825,051.00

QUARTERLY PAYMENT

MEMBER UNIT TOTALS	DOLLARS \$	Quarterly
Goleta Water District	\$1,518,406.48	\$379,601.62
City of Santa Barbara	1,348,344.96	337,086.24
Carpinteria Valley Water District	458,244.60	114,561.15
Montecito Water District	431,855.75	107,963.94
Santa Ynez River Wtr Conserv Dist, ID#1	68,199.21	17,049.80
TOTAL	\$3,825,051.00	\$956,262.75

ITEM # 9

PAGE 12